
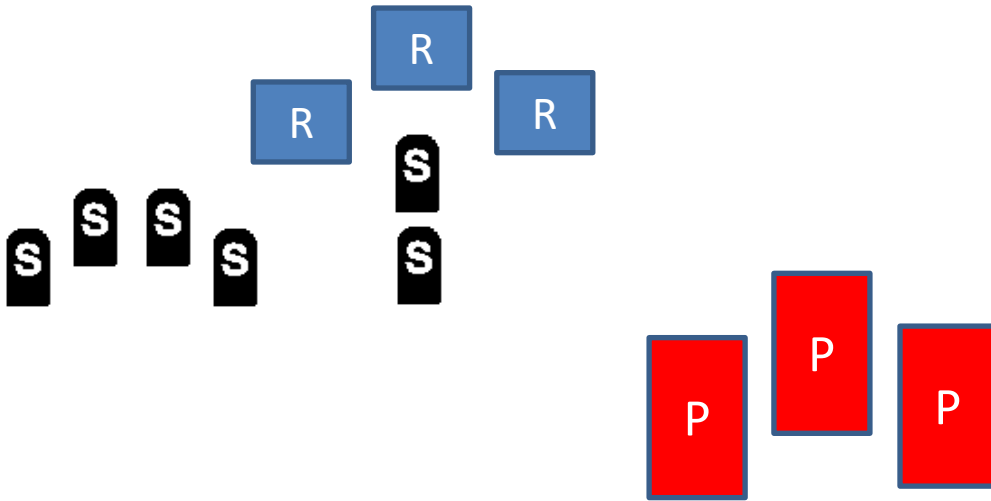


Stage 1



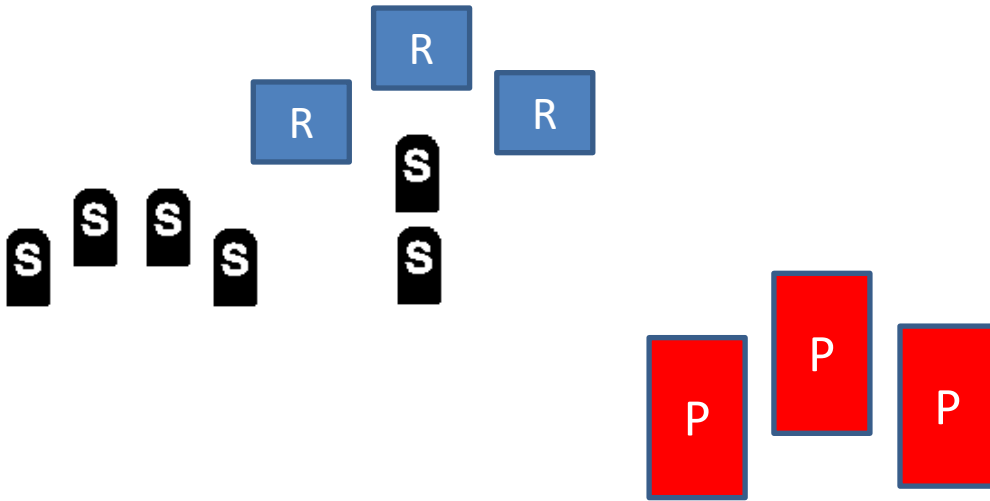
Rifle = 10, Pistols = 10, Shotgun = 6+

Staging: Pistols holstered, rifle and shotgun staged on left table. Start behind table of choice, both hands on table, not touching a gun. Gun order is shooters choice, but rifle not last.

Line: I plan to shoot you!

ATB: If starting at left table; with shotgun knock down the 6 shotgun targets in any order. With the rifle engage the rifle targets in a 10 round double tap Nevada sweep starting on target of choice. Move to right table (one foot behind table) and engage the pistol targets per the rifle instructions.

Stage 2



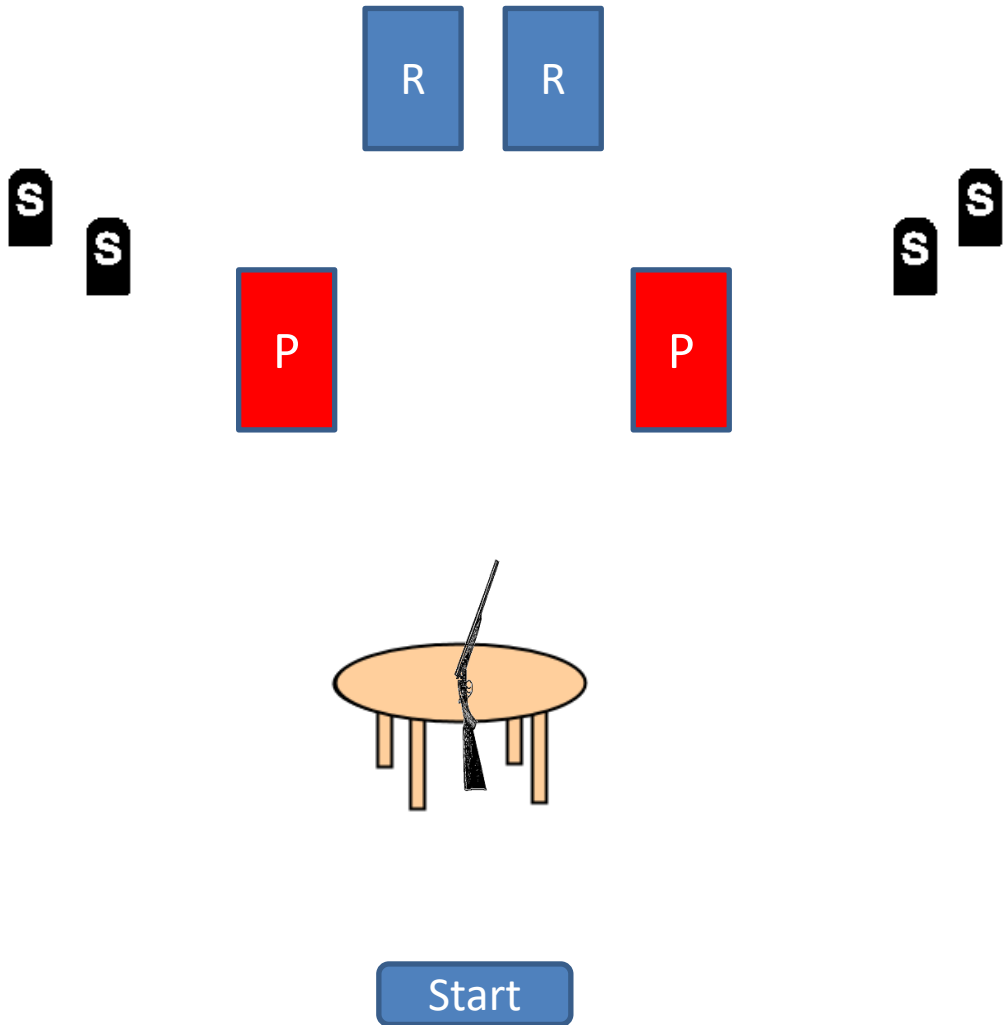
Rifle = 9, Pistols = 10, Shotgun = 0+

Staging: Pistols holstered, rifle and shotgun staged on left table. Start behind left table, both hands on pistol grips.

Line: Darn, you are hard to kill!

ATB: With rifle knock down the six shotgun targets in any order and place at least one round on each of the static rifle targets. Shotgun targets not knocked down can be made up with the shotgun. A five second bonus if you don't bring the shotgun. Move to right table (one foot behind table) and engage the pistol targets by placing at least 3 rounds on each pistol target.

Stage 3



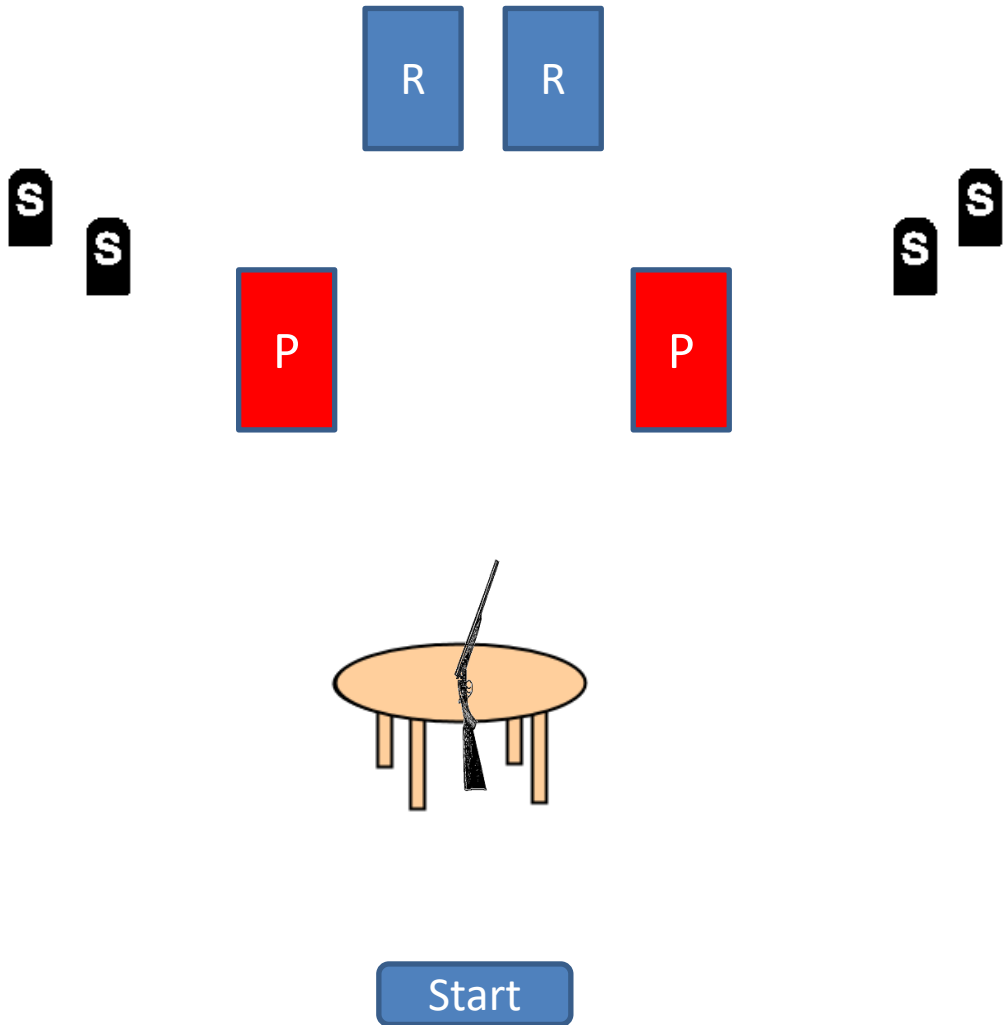
Round Count: Rifle: 10, Pistols: 10, Shotgun: 4+

Staging: Rifle in hands, shotgun on table. Pistols are holstered. Start standing with one foot touching the start plate.

Line: What's my line!

ATB: With rifle, place 5 rounds on each rifle target. Move to the table and make the rifle safe. Shooter's choice of shotgun and pistols order. With pistols engage the 2 pistol targets per the rifle instructions. With shotgun knock down the 4 shotgun targets in any order.

Stage 4



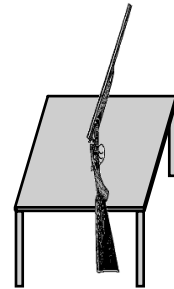
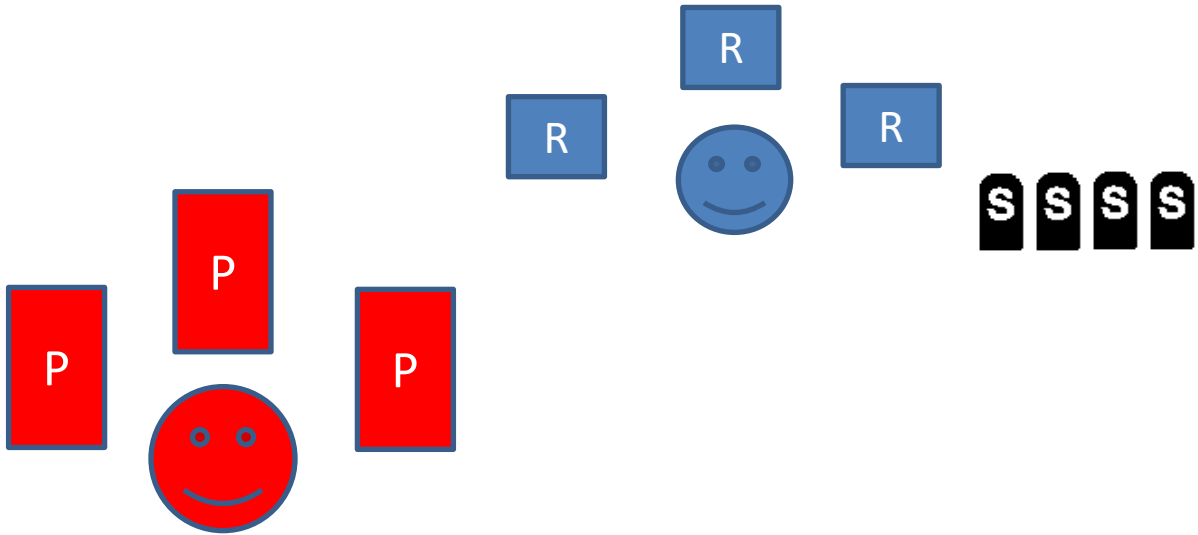
Round Count: Rifle: 10, Pistols: 10, Shotgun: 4+

Staging: Rifle in hands, shotgun on table. Pistols are holstered. Start standing with one foot touching the start plate.

Line: I don't need no stinking line!

ATB: With rifle, 1st triple tap the 2 rifle targets, then double tap the targets, do not exceed a triple tap. Move to the table and make the rifle safe. Shooter's choice of shotgun and pistols order. With pistols engage the 2 pistol targets per the rifle instructions. With shotgun knock down the 4 shotgun targets in any order.

Stage 5



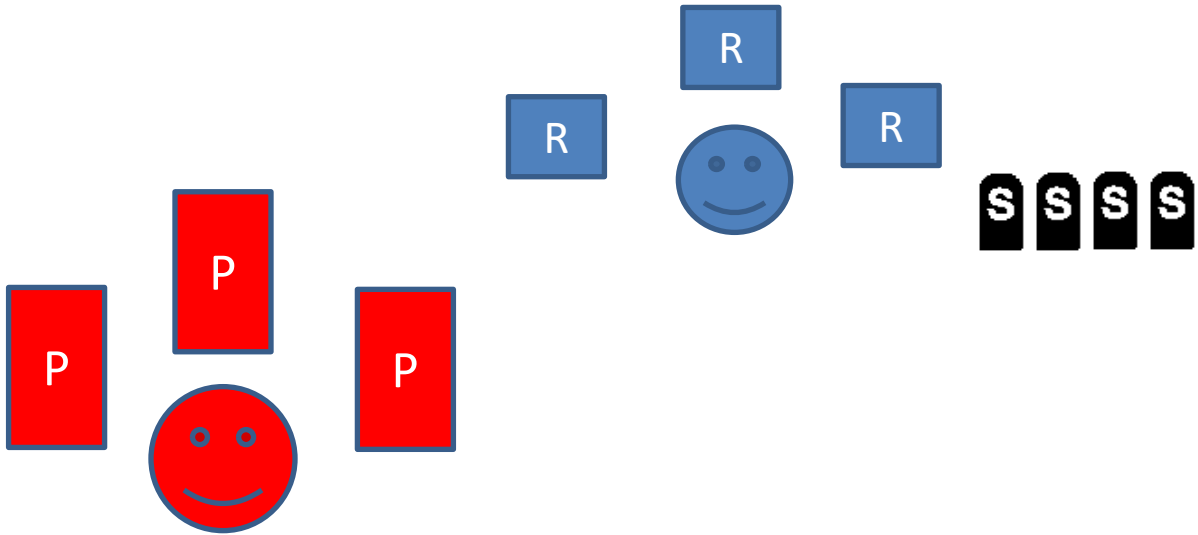
Rifle = 10, Pistols = 10, Shotgun = 4+

Staging: Pistols holstered, rifle on left table, shotgun on right table. Start standing a position of choice, both hands touching hat.

Line: I'm going to wipe that smile off your face!

ATB: If starting at left position (must have at least one foot behind fence), with pistols, starting on round pistol target, alternate between the round and each of the rectangular targets, single taping the round target and double taping the rectangular targets. Move to left table and with rifle engage the rifle targets per the pistol instructions. Move to right table and with the shotgun knock down the four shotgun targets in any order.

Stage 6



Rifle = 10, Pistols = 10, Shotgun = 4+

Staging: Pistols holstered, rifle on left table, shotgun on right table. Start standing a position of choice, hands at low surrender.

Line: This should be easier!

ATB: If starting at left position (must have at least one foot behind fence), with first pistol sweep the three pistol targets and double tap the round target. Repeat instructions with second pistol. Move to left table and with rifle engage the rifle targets per the pistol instructions. Move to right table and with the shotgun knock down the four shotgun targets in any order.