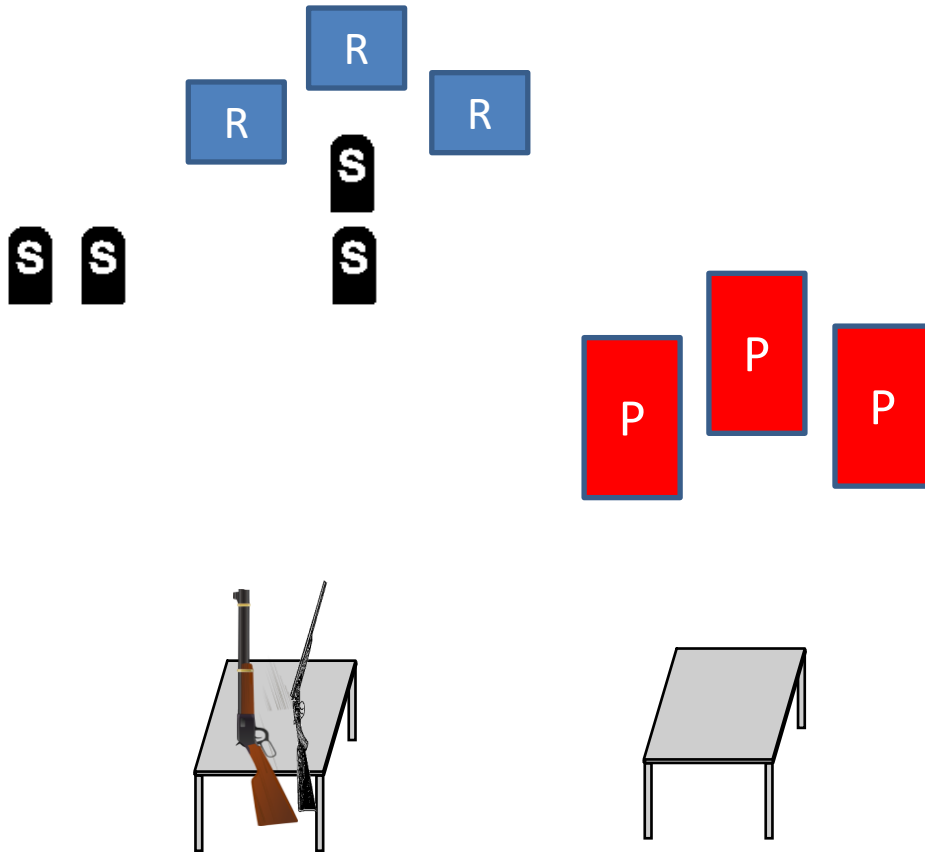


## Stage 1



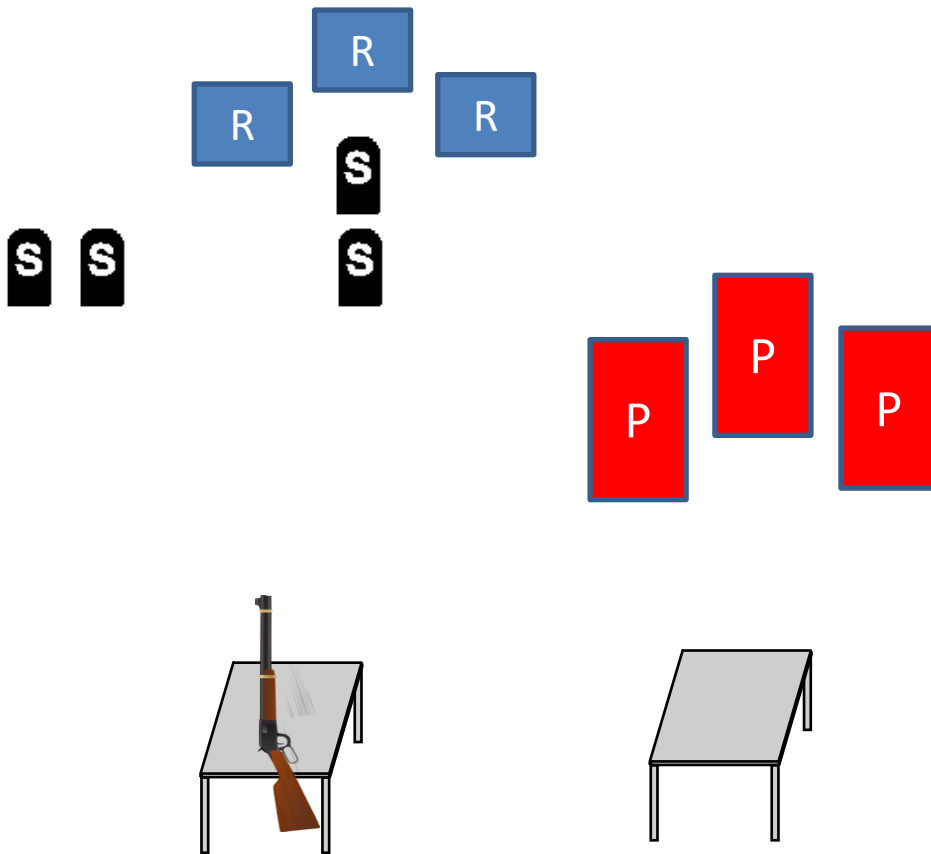
Rifle = 10, Pistols = 10, Shotgun = 4+

Staging: Pistols holstered, rifle and shotgun staged on left table. Start behind table of choice, both hands on table, not touching a gun. Gun order is shooters choice, but rifle not last.

Line: Are you the man who shot our friend?

ATB: If starting at left table; with shotgun knock down the 4 shotgun targets in any order. With the rifle engage the rifle targets in a 10 round double tap Nevada sweep starting on target of choice. Move to right table (one foot behind table) and engage the pistol targets per the rifle instructions.

## Stage 2



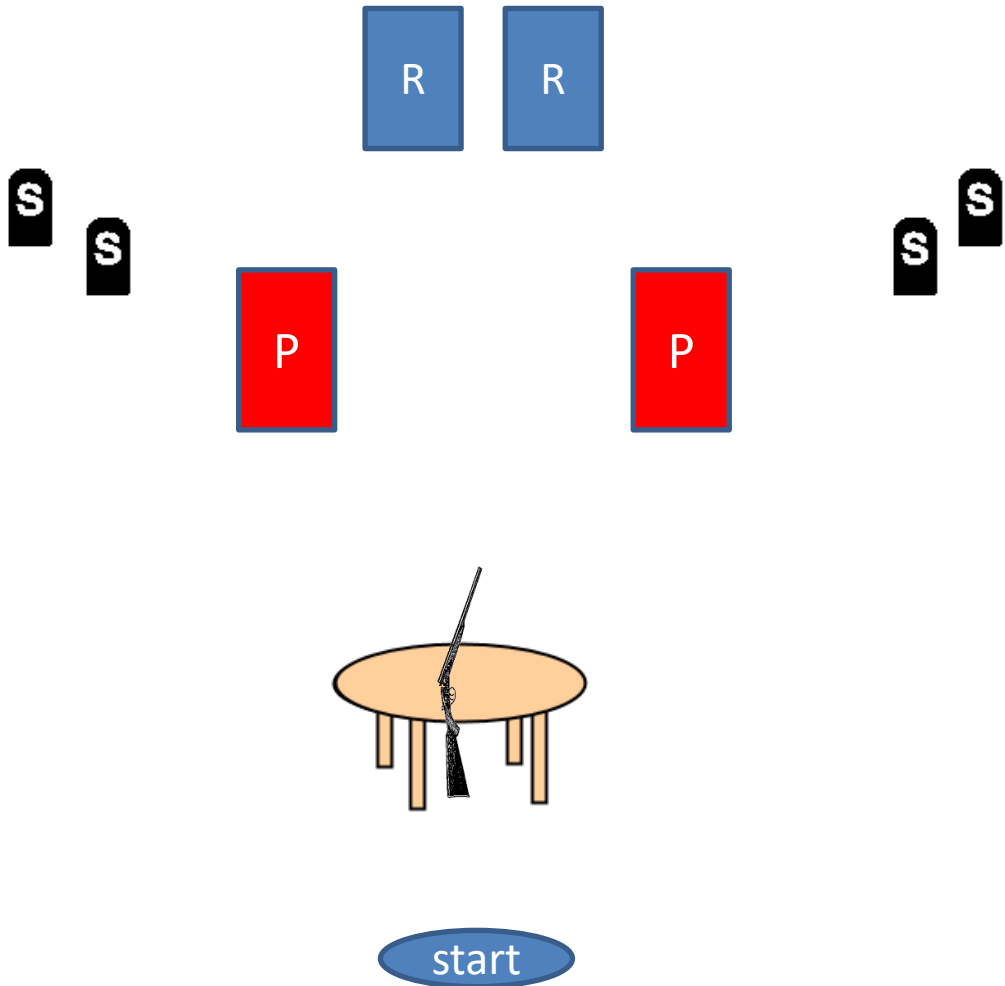
Rifle = 10, Pistols = 10

Staging: Pistols holstered; rifle staged on left table. Start behind either table, both hands on pistol grips or on (but not holding) rifle.

Line: Tough talk for a one eye fat man!

ATB: With rifle knock down the four shotgun targets in any order and place at least one round on each of the static rifle targets for ten rounds. Shotgun targets not knocked down can be re-engaged with the rifle, but you must engage each static target. Only misses on the static targets and any shotgun target left standing will count as miss. Move to right table (one foot behind table) and engage the pistol targets by placing at least 3 rounds on each pistol target.

### Stage 3




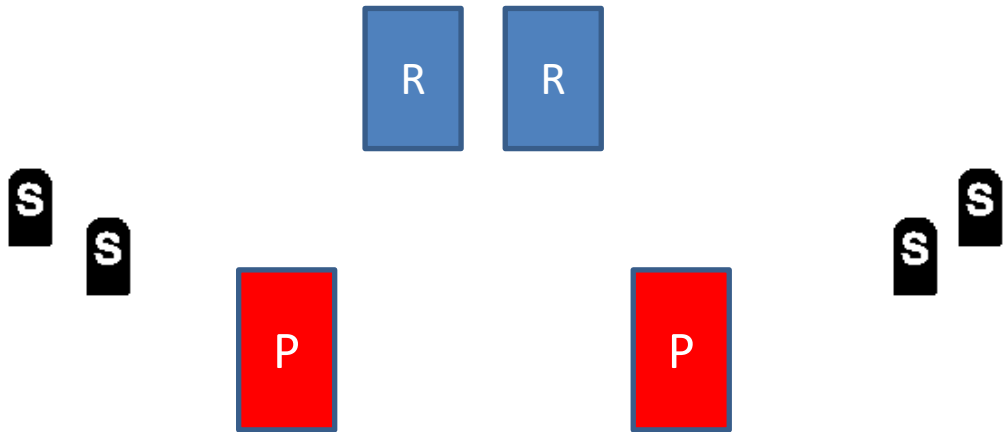
Round Count: Rifle: 10, Pistols: 10, Shotgun: 4+

Staging: Shotgun on table. Pistols are holstered. Start with rifle in hands with one foot touching the start plate. Gun order is rifle first, then shotgun or pistol.

Line: I believe I can hit that Indian from here!

ATB: With rifle, place 5 rounds on each rifle target. With pistols engage the 2 pistol targets per the rifle instructions. With shotgun knock down the 4 shotgun targets in any order.

## Stage 4



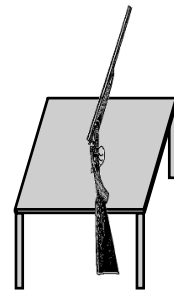

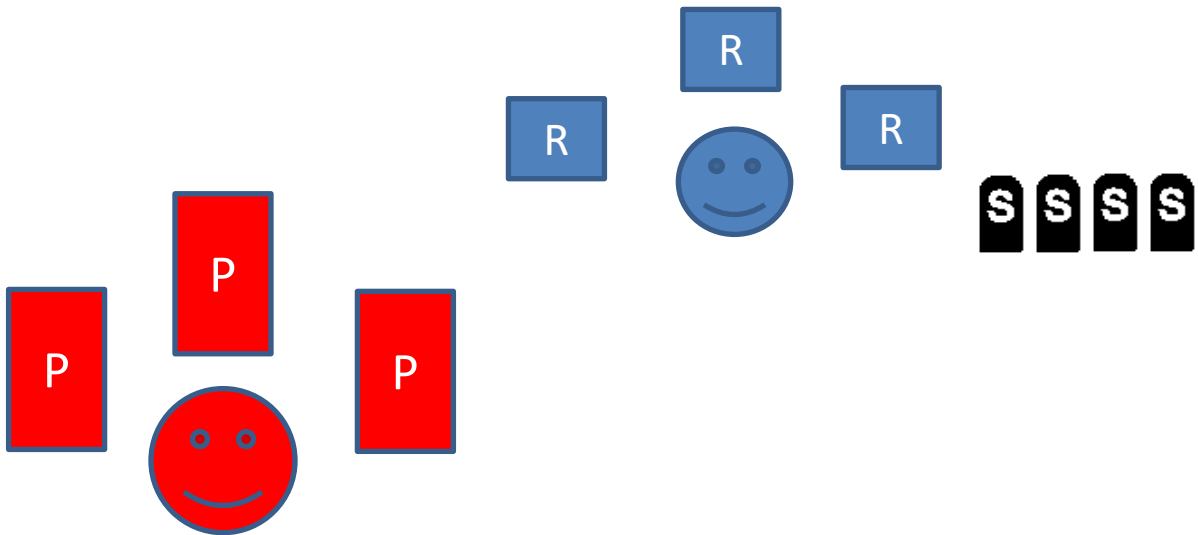
Round Count: Rifle: 10, Pistols: 10, Shotgun: 4+

Staging: Rifle, Shotgun and pistols are staged on the table. Start standing behind the table with hands on hat. Gun order is rifle not last.

Line: Who goes there?

ATB: With rifle, place 4 rounds on each of the rifle targets and 1 round on each pistol target. With pistols place 4 rounds on each pistol target and 1 round on each rifle target. After use pistol may be returned to table or holstered. With shotgun knock down the 4 shotgun targets in any order.

## Stage 5



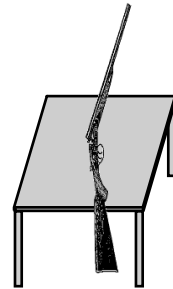

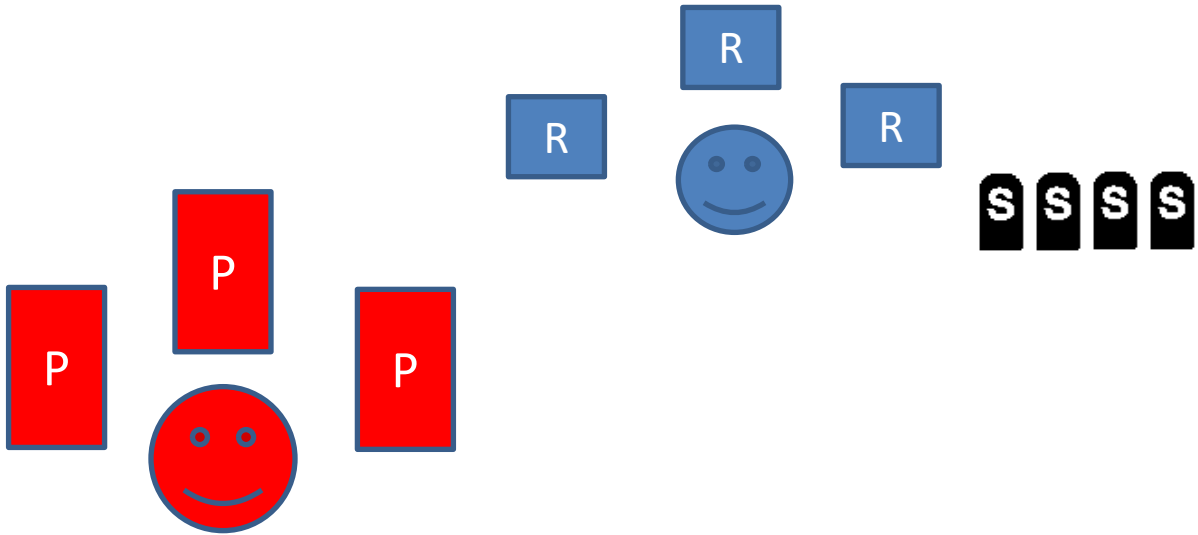
Rifle = 10, Pistols = 10, Shotgun = 4+

Staging: Pistols holstered, rifle on left table, shotgun on right table. Start standing a position of choice, hands at low surrender.

Line: I'm not going to shoot you... yes, I am!

ATB: If starting at left position (must have at least one foot behind fence), with first pistol, starting on round pistol target, place one round on that target, then 1 round on either end rectangular target and place three rounds on the upper rectangular target. With second pistol engage the targets the same, except engage the other end target. Move to left table and with rifle engage the rifle targets per the pistol instructions. Move to right table and with the shotgun knock down the four shotgun targets in any order.

## Stage 6



Rifle = 10, Pistols = 10, Shotgun = 4+

Staging: Pistols holstered, rifle on left table, shotgun on right table. Start standing a position of choice, hands at full surrender.

Line: The sheriff is a democrat!

ATB: If starting at left position (must have at least one foot behind fence), with pistols, starting on any target, engage the pistol targets in a progressive sweep, i.e. 1 on 1, 2 on 2, 3 on 3, 4 on 4. Move to left table and with rifle engage the rifle targets per the pistol instructions. Move to right table and with the shotgun knock down the four shotgun targets in any order.