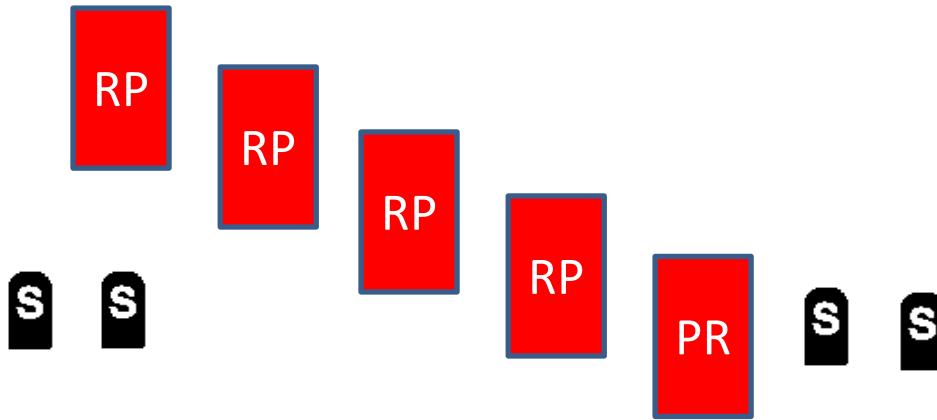


Stage 1



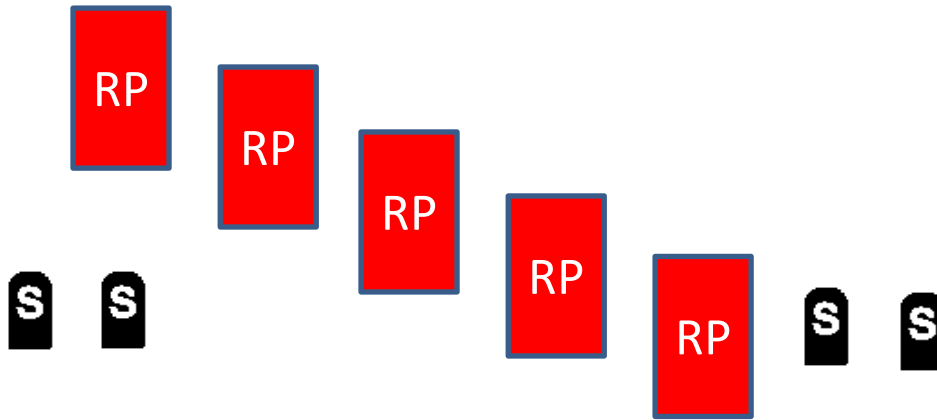
Round Count: Rifle: 10, Pistols: 10, Shotgun: 4+

Staging: Pistols holstered, shotgun staged on table. Start with rifle in hands, one foot touching the start plate.

Line: Happy New Year, now eat lead!

ATB: Starting on either end engage the rifle/pistol targets in the following order: 1-2-3, 2-3-4, 3-4-5, 1. Move to the table and make rifle safe. Pistols and shotgun order is shooter's choice. With the shotgun knock down the four shotgun targets in any order. Repeat rifle instructions with pistols.

Stage 2




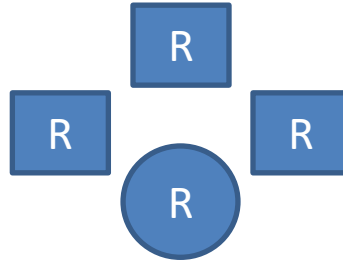
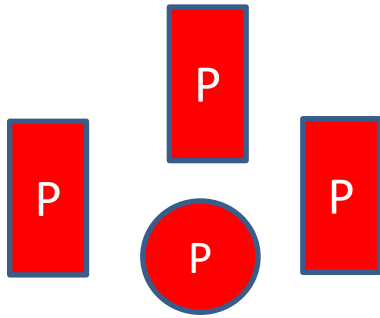
Round Count: Rifle: 10, Pistols: 10, Shotgun: 4+

Staging: All guns staged on table. Gun order is rifle not last. Start with both hands on the table not touching a gun.

Line: Too cold? Have hot lead!

ATB: Using the rifle and pistol, starting on either end, engage the five rifle/pistol targets in a 15 round Lawrence Welk (progressive) sweep. Then sweep the five targets with the remaining 5 rounds. With the shotgun knock down the four shotgun targets in any order.

Stage 3



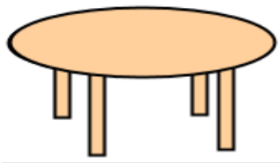
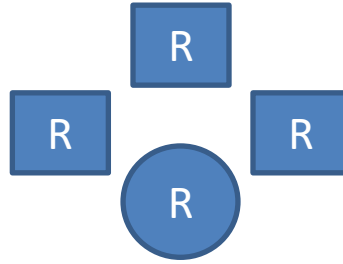
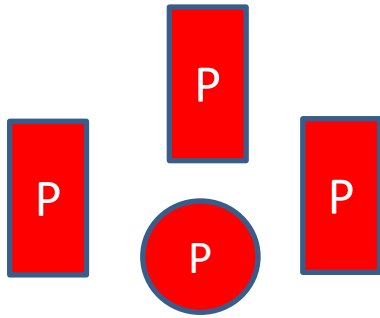
Round Count: Rifle: 10, Pistols: 10, Shotgun: 6+

Staging: Pistols holstered, rifle and shotgun staged on right table. Start standing behind table of choice, both hands on hat. Gun order is rifle not last.

Line: Big talk for a one eye fat man!

ATB: If starting at the left table, starting on the round target, alternate between the round target and each of the rectangular targets for ten rounds. Move to the right table and with the rifle repeat the pistol instructions. With the shotgun knock down the six shotgun targets in any order.

Stage 4






Round Count: Rifle: 10, Pistols: 10, Shotgun: 6+

Staging: Pistols holstered, rifle and shotgun staged on right table. Start standing behind table of choice, both hands on hat. Gun order is rifle not last.

Line: Is that a stinking badge?

ATB: If starting at the left table, with pistols starting on either end, double tap sweep the two outer rectangular targets and the round target. Then place four rounds on the middle rectangular target. Move to the right table and with the rifle repeat the pistol instructions. With the shotgun knock down the six shotgun targets in any order.

Stage 5





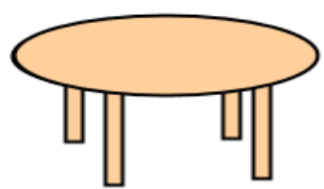

Round Count: Rifle: 10, Pistols: 10, Shotgun: 4+

Staging: Pistols holstered, rifle stage on middle table and shotgun staged on the right table. Start standing behind either left or right table holding mug in both hands.

Line: Hot chocolate anyone?

ATB: Drop mug. If starting behind left table, with first pistol, engage the pistol targets in a Nevada sweep for five rounds, repeat instructions with second pistol. Move to middle table and with rifle engage rifle targets per pistol instructions. Move to the right table and with the shotgun knock down the shotgun targets in any order.

Stage 6



Round Count: Rifle: 10, Pistols: 10, Shotgun: 4+

Staging: Pistols holstered, rifle stage on middle table and shotgun staged on the right table. Start standing behind middle table with both hands on, but not holding rifle.

Line: Do you feel lucky?

ATB: With the rifle, starting on either end, engage the rifle targets in two 2-1-2 sweeps; yes, you may. Move to either right or left table. With shotgun knock down the four shotgun targets. With the pistols engage the pistol targets per the rifle instructions.