


Stage 1



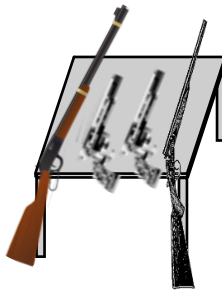

Rifle = 10, Pistols = 10, Shotgun = 4+

Staging: Pistols holstered, rifle and shotgun staged on table. Start standing behind table with both hands shading eyes.

Line: Whoa, that's a lot of Indians!

ATB: Guns may be shot in any order, except rifle may not be shot last. With the rifle, starting on either end, engage the five rifle/pistol targets in a Double B sweep (T1, T2, T3, T2, T1, T5, T4, T3, T4, T5; think of two Nevada sweeps starting on opposite ends). With pistols engage the targets per the rifle instruction. With the shotgun knock down the four shotgun targets in any order.

Stage 2



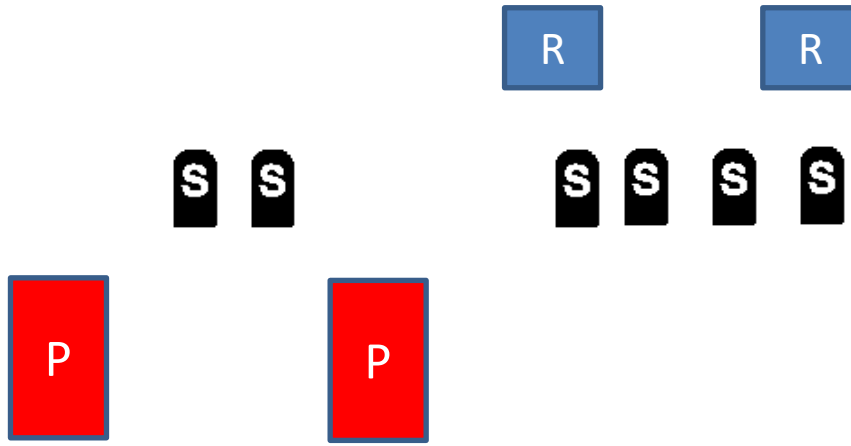
Rifle = 10, Pistols = 10, Shotgun = 4+

Staging: All guns are staged on the table. Start standing behind the table with both hands touching, but not holding gun(s) of choice.

Line: Don't shoot him, it'll just make him mad!

ATB: Guns may be shot in any order, except rifle may not be shot last. With the rifle and pistol engage the targets with two straight sweeps each. With the shotgun knock down the four shotgun targets in any order.

Stage 3




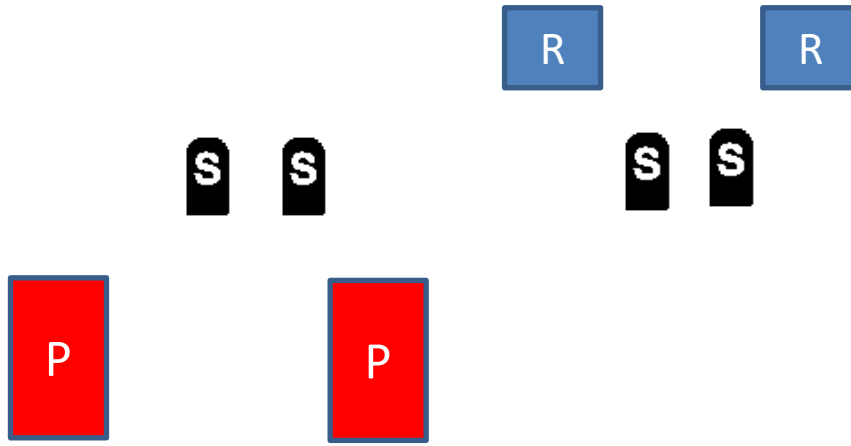
Rifle = 10, Pistols = 10, Shotgun = 6+

Staging: Pistols holstered, rifle staged on right table and shotgun on either right or left table. Start behind table of choice with gun(s) of choice in hand(s). Gun order is rifle not last.

Line: Let's just kill'em all!

ATB: If starting at the left table with pistols engage the two pistol targets in a alternation progressive sweep, i.e. 1 on 1, 2 on 2, 3 on 1, 4 on 4. Next with the shotgun knock down the two shotgun targets at that position. Take the shotgun to the right table and make safe. Next with rifle engage the rifle targets per the pistol instructions. Finally with the shotgun knock down the four shotgun targets in any order.

Stage 4



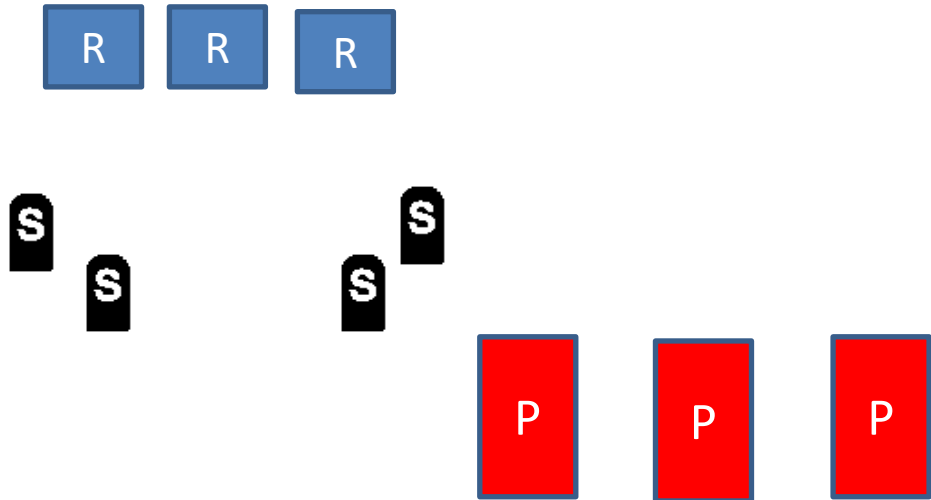
Rifle = 10, Pistols = 10, Shotgun = 2+

Staging: Pistols holstered, rifle staged on right table and shotgun on either right or left table. Start behind table of choice at SASS default. Gun order is rifle not last.

Line: A man has got to do what a man has got to do!

ATB: If starting at the left table with pistols place five rounds on each of the two pistol targets. Next move the right table and with the rifle engage the rifle targets per the pistol instructions. Finally knock down two shotgun targets at either the right or left table. You only need to engage shotgun targets at one of the two tables.

Stage 5



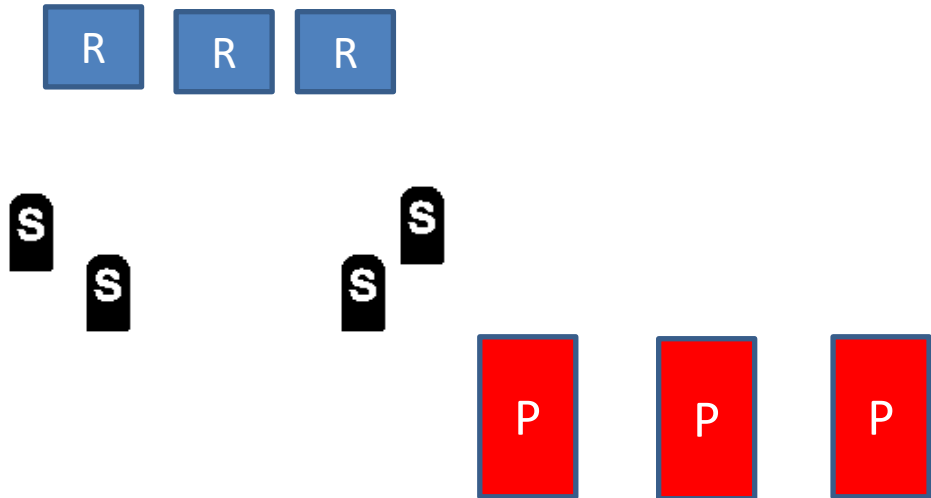
Rifle = 10, Pistols = 10, Shotgun = 4+

Staging: Pistols holstered, rifle and shotgun is staged on left table. Start behind table of choice both hands on table, not touching a gun. Gun order is shooter's choice, rifle not last.

Line: When truth doesn't match the legend, print the legend!

ATB: If starting at the left table, with rifle triple tap the middle target twice and double tap each end target. With shotgun knock down the four shotgun targets in any order. Move to right table and with pistols engage pistol targets per rifle instructions.

Stage 6



Rifle = 10, Pistols = 10, Shotgun = 4+

Staging: Pistols holstered, rifle and shotgun is staged on left table. Start behind table of choice both hands touching your hat. Gun order is shooter's choice, rifle not last.

Line: He should have armed himself!

ATB: If starting at the left table, with rifle engage the targets in a 10 round Nevada sweep, double tapping the middle target in each pass. With shotgun knock down the four shotgun targets in any order. Move to right table and with pistols engage pistol targets per rifle instructions.