
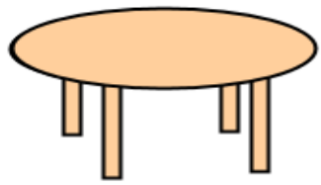



Stage 1




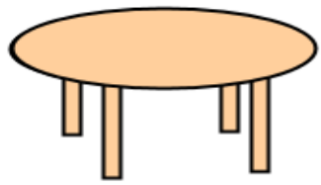

Round Count: Rifle: 10, Pistols: 10, Shotgun: 4+

Staging: Rifle and shotgun staged on right table, pistols holstered. Start standing behind either left or right table. Guns may be shot in any order but rifle cannot be shot last.

Line: Yehawww!

ATB: If starting behind left table, with pistols engage pistol targets in two Nevada sweeps starting on any target. Move to right table and with rifle engage rifle targets per pistol instructions. With shotgun knock down the four shotgun targets in any order.

Stage 2



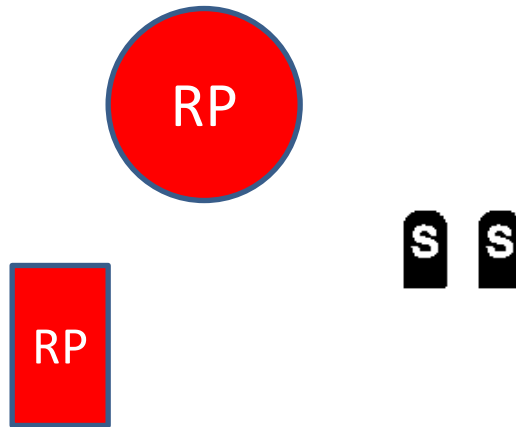
Round Count: Rifle: 10, Pistols: 10, Shotgun: 4+

Staging: Rifle and shotgun staged on right table; pistols holstered. Start standing behind either left or right table, hands on table, not touching a gun. Guns may be shot in any order; but rifle cannot be shot last.

Line: Yippie ki-yay!

ATB: If starting behind left table, with pistols engage pistol targets in two 2-1-2 sweeps starting from either end; yes, you may. Move to right table and with rifle engage rifle targets per pistol instructions. With shotgun knock down the four shotgun targets in any order.

Stage 3




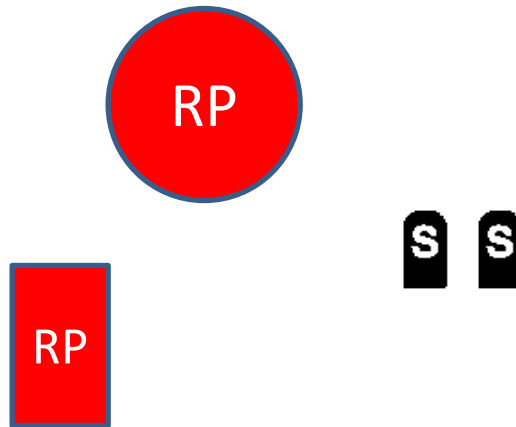
Round Count: Rifle: 10, Pistols: 10, Shotgun: 2+

Staging: Rifle and shotgun staged on the table; pistols holstered. Start standing behind the table, both hands on hat. Gun order is rifle not last.

Line: I'm your huckleberry!

ATB: With pistols place six rounds on one of the targets and four on the other. With rifle engage the targets per pistol instructions. With the shotgun knock down the two shotgun targets in any order.

Stage 4




Round Count: Rifle: 10, Pistols: 10, Shotgun: 2+

Staging: All guns staged on the table; pistols holstered. Start standing behind table with gun or guns of choice in hand. Gun order is rifle not last.

Line: Tell them I'm coming and hell is coming with me!

ATB: With pistols, rifle, and shotgun engage target or targets as you choose, except the rectangular target may not be engaged by shotgun. After use, pistols may be holstered or returned to table.

Stage 5




Round Count: Rifle: 10, Pistols: 10, Shotgun: 4+

Staging: Rifle and shotgun staged on table; pistols are holstered. Starting standing behind the table, both hands holding stinking badge. Gun order is rifle not last.

Line: We don't need no stinking badges!

ATB: Discard stinking badge. With rifle place at least 2 rounds on each rifle target. With pistols engage pistol targets per rifle instructions. With shotgun knock down the four shotgun targets in any order.

Stage 6



Round Count: Rifle: 10, Pistols: 10, Shotgun: 4+

Staging: Rifle and shotgun staged on table; pistols are holstered. Starting standing behind the table, both hands on pistol grips. Gun order is rifle not last.

Line: I didn't say I couldn't use a revolver!

ATB: With rifle alternate between any pair of rifle targets for five rounds then do the same with the other pair of rifle targets. With pistols engage pistol targets per rifle instructions. With shotgun knock down the four shotgun targets in any order.