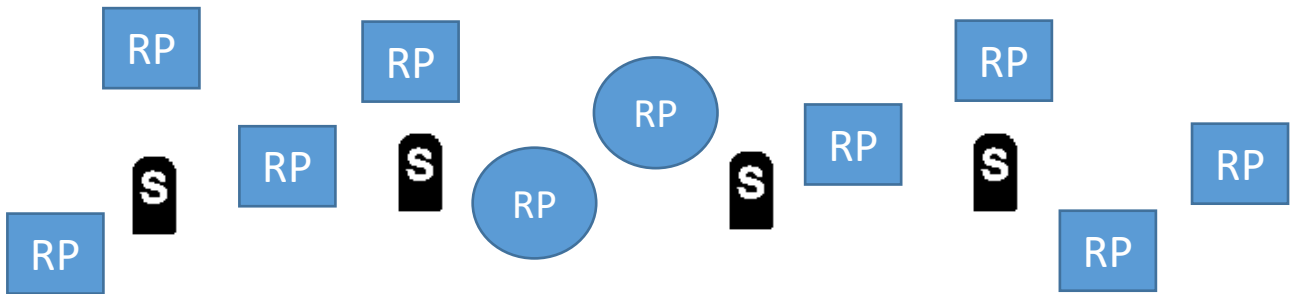


Stage 1



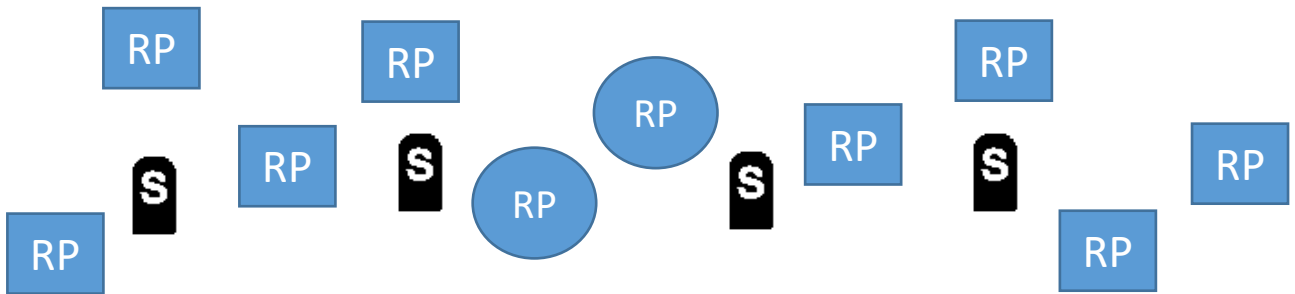
Rifle = 10, Pistols = 10, Shotgun = 4+

Staging: Rifle and shotgun on table, pistols are holstered. Start standing behind table with both hands on hat.

Line: What the heck!

ATB: Gun order is shooters choice, rifle not last. With the rifle place one round on each target, repeat instructions with pistols. With shotgun knock down the four shotgun targets in any order.

Stage 2




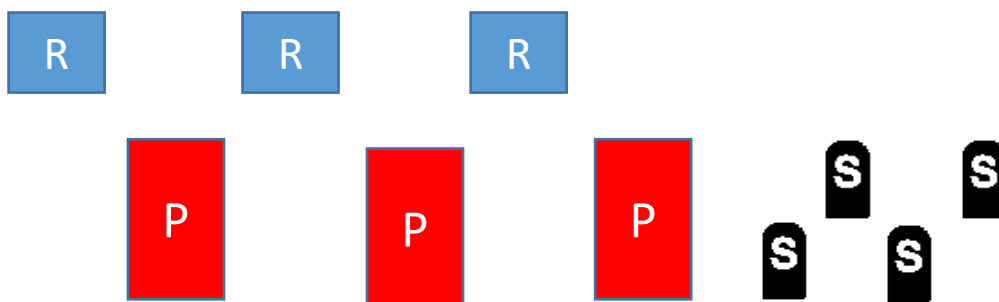
Rifle = 10, Pistols = 10, Shotgun = 4+

Staging: All guns staged on table, start behind table with hands touching, but not holding a gun or guns.

Line: Not on my watch!

ATB: Gun order is shooters choice, but rifle not last. With rifle place one round on a circle target and then place one round on four square targets. Next place one round on the other circle target and then place one round on the other four square targets. Repeat instructions with pistols. After use, pistols may be returned to table or holstered. With shotgun knock down the four shotgun targets in any order.

Stage 3




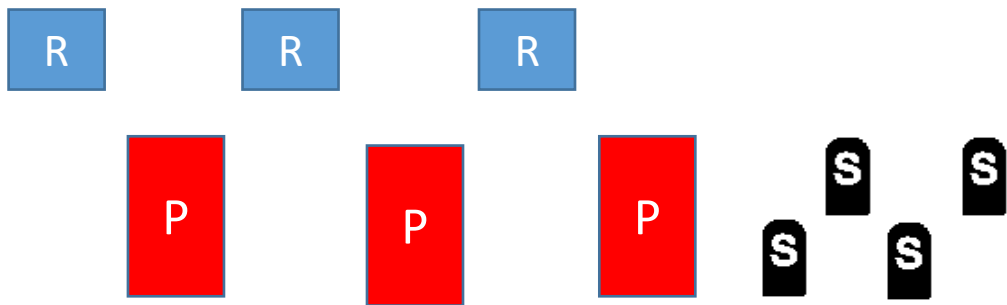
Rifle = 10, Pistols = 10, Shotgun = 4+

Staging: Rifle on left table, shotgun on right table, pistols are holstered. Start behind table of choice, hands at low surrender (i.e. chest height).

Line: OH yea, it's on!

ATB: If starting behind left table, with pistols starting on any pistol target, engage pistol targets in two 5 round Nevada sweeps. Next with rifle engage rifle targets per pistol instructions. Move to right table and with shotgun knock down the four shotgun targets in any order.

Stage 4



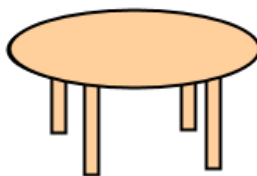

Rifle = 10, Pistols = 10, Shotgun = 4+

Staging: Rifle on left table, shotgun on right table, pistols are holstered. Start behind table of choice, hands at high surrender (i.e. head level or higher).

Line: Hot lead, anyone?

ATB: If starting behind left table, with first pistol starting on middle pistol target, engage 2 pistol targets and 1 rifle target in a 2-1-2 sweep, repeat with second pistol repeat ending on the unengaged pistol target. Next with rifle engage targets per pistol instructions, double taping the rifle targets. Move to right table and with shotgun knock down the four shotgun targets in any order.

Stage 5



Start

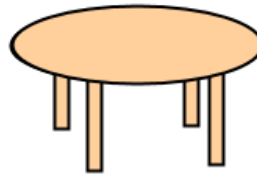

Rifle = 10, Pistols = 10, Shotgun = 6+

Staging: Rifle in hands, shotgun staged on left table, pistols are holstered.
Start with one foot touching start plate.

Line: Shoot!

ATB: With rifle engage the rifle/pistol targets in a Lawrence Welk sweep (1 on 1, 2 on 2, 3 on 3, 4 on 4). Move to left table and make rifle safe. With shotgun knock down the four shotgun targets at that position and move to right table and knock down the two shotgun targets at that position. Finally with pistols engage the targets per the rifle instructions.

Stage 6



Rifle = 10, Pistols = 10, Shotgun = 4+

Staging: Rifle in hands, shotgun staged on left table, pistols are holstered. Start with one foot touching start plate.

Line: It's going to get ugly!

ATB: With rifle, starting on any target, alternate for 5 rounds between one pair of rectangular targets, then repeat with the other pair of rectangular targets. Move to right table and make rifle safe. With pistols engage the targets per the rifle instruction. Move to left table and with shotgun knock down the four shotgun targets.