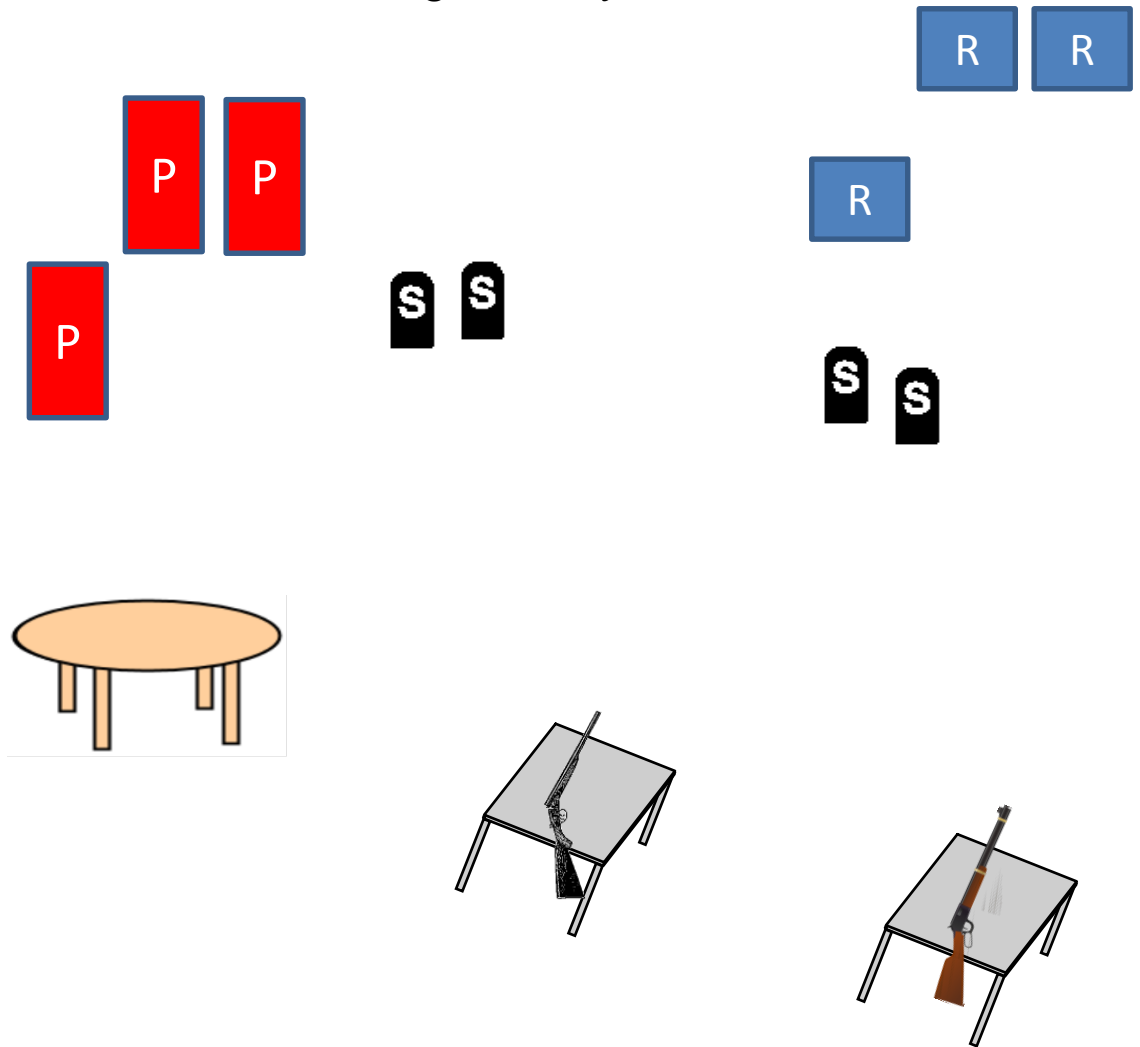


Stage 1, Bay 9



There's so much for most folks to be truly thankful for, but some malcontents just don't seem to understand how good they've got it!

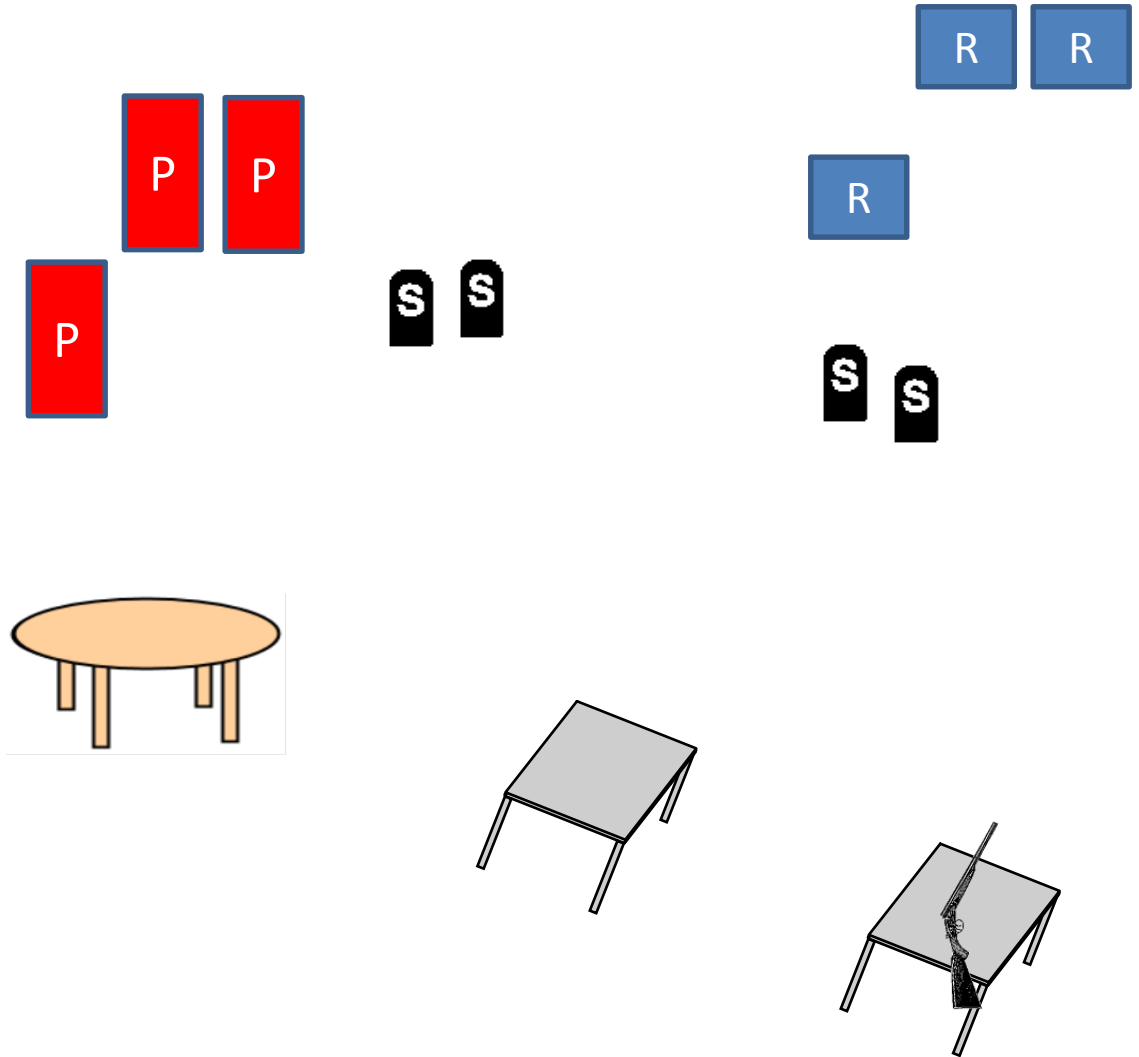
Round Count: Rifle: 10, Pistols: 10, Shotgun: 4+

Staging: Pistols holstered, rifle staged on right table and shotgun staged on center table. Start standing behind right table with both hands touching the rifle.

Line: Give "Thanks" for this!

ATB: With rifle engage rifle targets by placing 5 rounds on one target, then alternate between the other two targets with 5 rounds. Make rifle safe **pointed towards side berm**, then move to center table. With shotgun knock down the shotgun targets in any order. Make shotgun safe **per rifle instructions**, then move to left table. With pistols engage pistol targets per rifle instructions.

Stage 2, Bay 9



The fall season is well underway, and with rain having been mighty scarce over the summer, a few scoundrels out there on the range ain't tending their camp fires with proper attention.



Round Count: Rifle: 10, Pistols: 10, Shotgun: 4+

Staging: Pistols holstered and shotgun staged on right table. Start standing behind right table with rifle at cowboy port arms.

Line: I'll show you some fire!

ATB: With rifle, starting on either end, engage rifle targets in a 3-3-3 sweep, then place the last shot on rifle target of choice. Make rifle safe **pointed towards side berm**. With shotgun, from any position between or behind the right or center tables, knock down the shotgun targets in any order. Make shotgun safe **per rifle instructions** on center table, then move to left table. With pistols engage pistol targets per rifle instructions.

Stage 3, Bay 8



With the unbridled growth around the territory these days, it's gettin' rather tough to find a decent place to take a walk through the woods and refresh one's soul.



Round Count: Rifle: 10, Pistols: 10, Shotgun: 4+

Staging: Pistols holstered, rifle and shotgun staged on table. Start standing behind table.

Line: Drop that axe!

ATB: Shooter's choice of gun order, but rifle cannot be shot last. With first pistol engage pistol targets with 4 rounds on one of the pistol targets, then place 1 round on the far left rifle/pistol target for a 5 second bonus. With second pistol place 5 rounds on the other pistol target. With rifle engage the three rifle targets with a 4-4-2 sweep starting on either end. With shotgun knock down the shotgun targets in any order.

Stage 4, Bay 8



We enjoy the onset of the holiday season, as it brings on memories of family gatherings and traditions. But some ne'er-do-wells just want to make a quick buck from it!

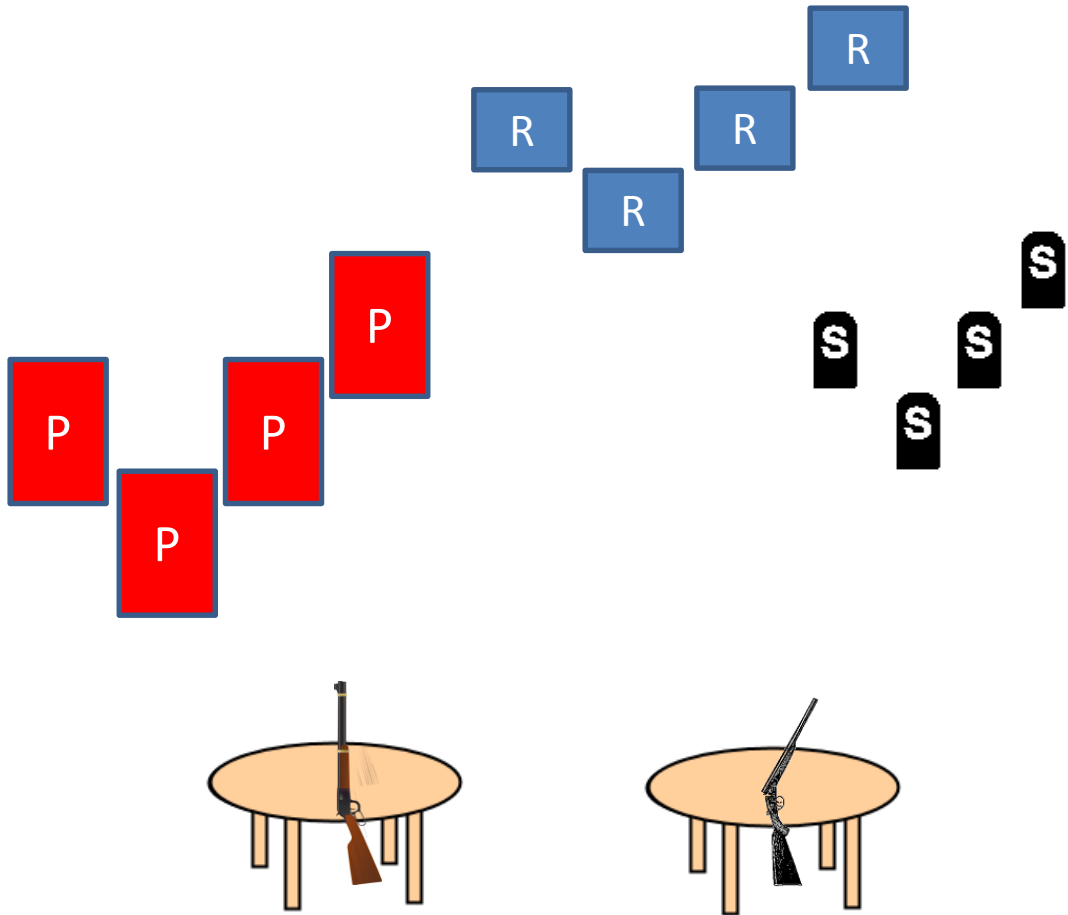
Round Count: Rifle: 10, Pistols: 10, Shotgun: 4+

Staging: Pistols holstered, rifle and shotgun staged on table. Start standing behind and just to the left of table, both hands gripping pistols.

Line: You need some family values!

ATB: Shooter's choice of gun order, but rifle cannot be shot last. With pistols, starting on either target, engage the two pistol targets in a double-tap Nevada sweep. With rifle, starting on any target, engage the three rifle targets in a double-tap Nevada sweep. With shotgun knock down the shotgun targets in any order.

Stage 5, Bay 7



The general store has been having big trouble stocking turkeys that we need for our Thanksgiving dinners. Good heavens, do we need to telegraph those “Amazon” folks down in South America to get a bird to roast?

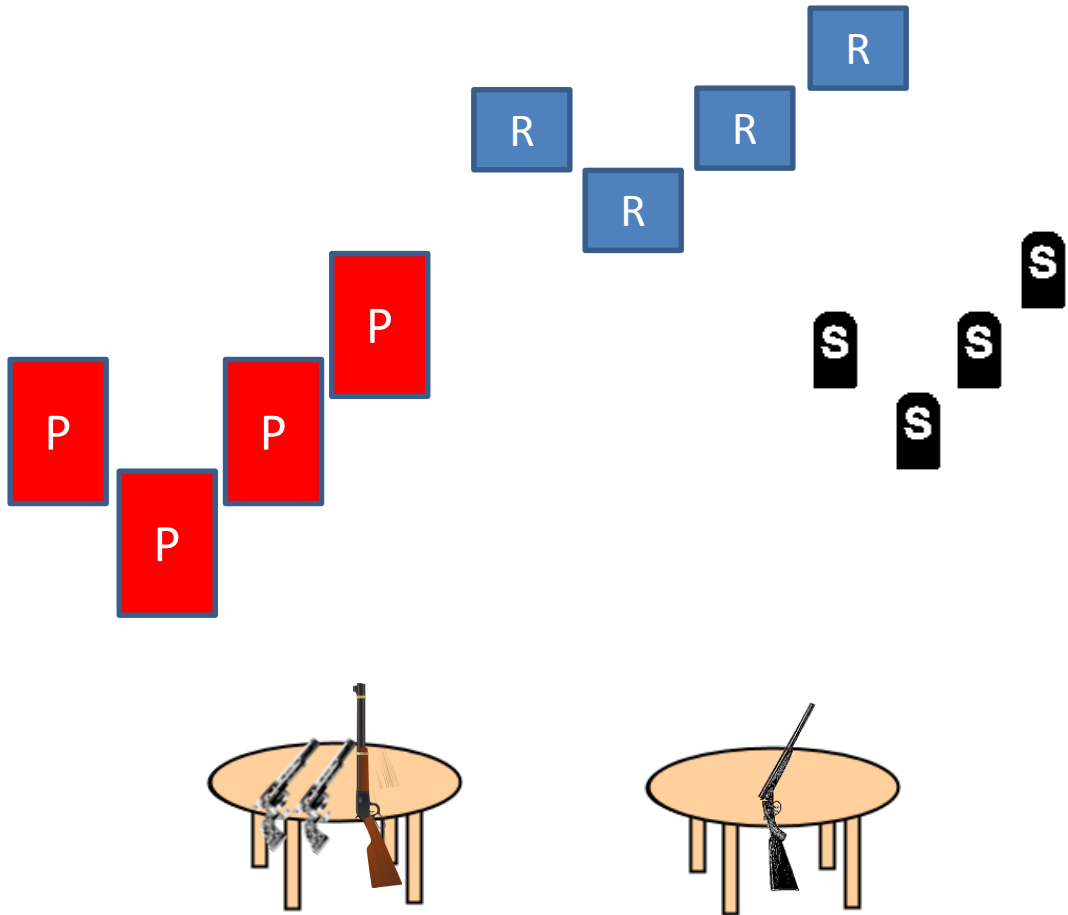
Round Count: Rifle: 10, Pistols: 10, Shotgun: 4+

Staging: Pistols holstered, rifle staged on left table and shotgun staged on right table. Start standing behind either left or right table.

Line: I love my turkey!

ATB: Guns may be shot in any order as long as rifle isn't shot last. If starting at left table, with pistols engage the pistol targets with three rounds on each of the inside targets, then two rounds on each of the outside targets. With rifle engage rifle targets per pistols instructions. From right table with shotgun knock down the shotgun targets in any order.

Stage 6, Bay 7



You just heard that some fellow called “The Grinch” has sent a telegraph to the town mayor demanding Christmas be cancelled this year. That’s just not gonna stand!

Round Count: Rifle: 10, Pistols: 10, Shotgun: 4+

Staging: Pistols and rifle staged on left table; shotgun staged on right table. Start standing behind either left or right table, shaking both fists in front of you.

Line: You’re a mean one, Mr. Grinch!

ATB: Guns may be shot in any order as long as rifle isn’t shot last. If starting at left table, with pistols engage pistol targets in a Nevada sweep starting from either end. Pistols may be returned to table or holstered. With rifle, engage rifle targets per pistol instructions. Make rifle safe and move to right table. With shotgun knock down the shotgun targets in any order.