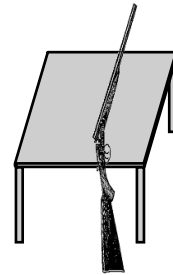

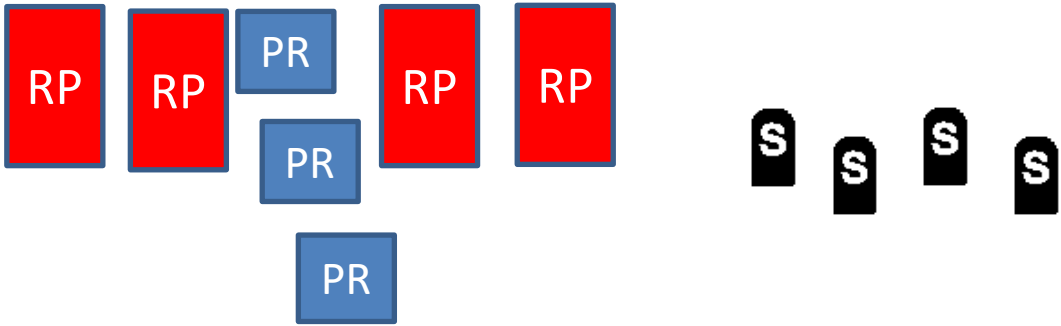


Stage 1



Start

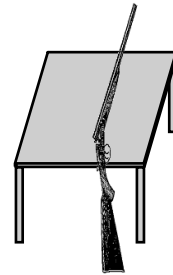

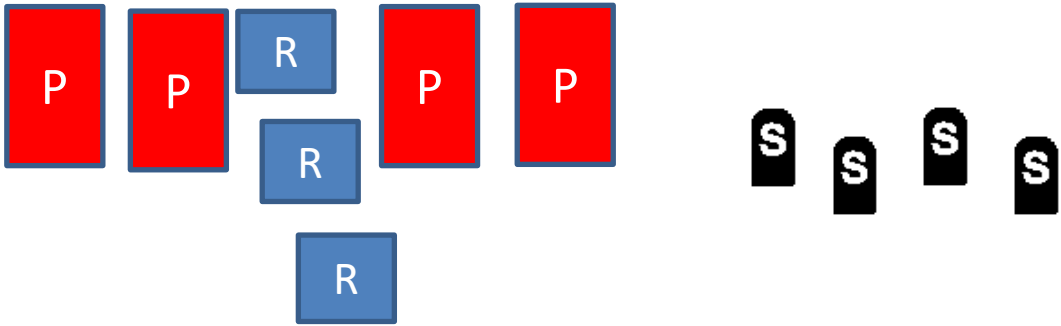
Round Count: Rifle: 10, Pistols: 10, Shotgun: 4+

Staging: Pistols holstered, rifle in hands and shotgun staged on right table. Start standing with one foot touching the start plate. .

Line: I ain't scared of no ghosts!

ATB: With the rifle, with the first five rounds, starting on the lower square target, sweep the three square targets bottom to top, then sweep two rectangular targets on either the left or right side. Repeat instructions with next five rounds but engage the two rectangular targets on the side not engaged before. Move to the left table and make the rifle safe. With the pistols engage the targets per the rifle instructions. Move to right table and with shotgun knock down the shotgun targets in any order.

Stage 2



Start

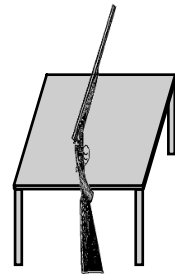
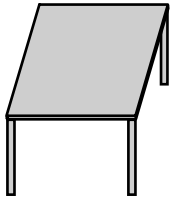
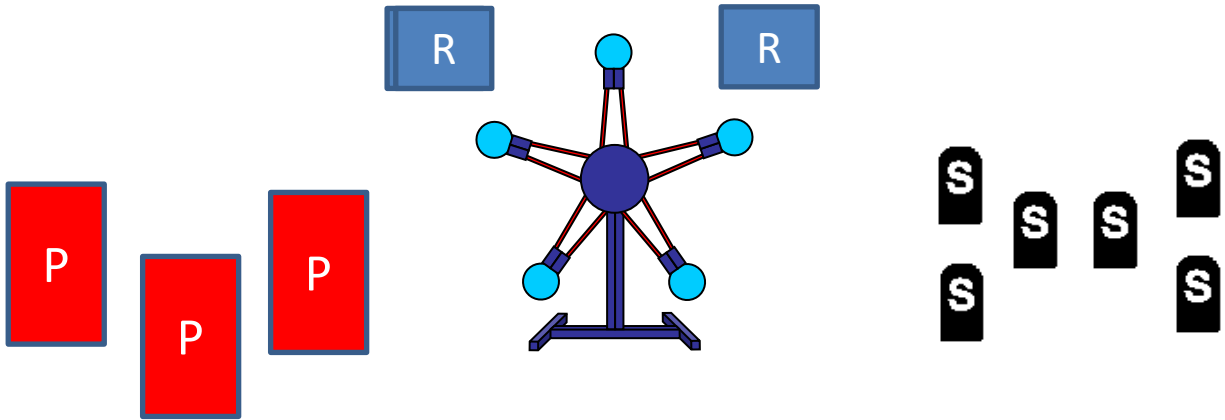
Round Count: Rifle: 10, Pistols: 10, Shotgun: 4+

Staging: Pistols holstered, rifle at cowboy port arms and shotgun staged on right table. Start standing with one foot touching the start plate. .

Line: OK, I'm a little bit scared of ghosts!

ATB: With the rifle, double tap sweep the three square targets, and place one round on each of the rectangular targets. Move to the left table and make the rifle safe. With the pistols engage the targets per the rifle instructions. Move to right table and with shotgun knock down the shotgun targets in any order.

Stage 3



Start

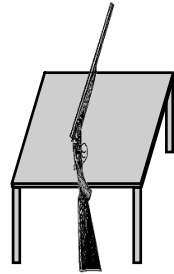
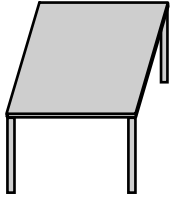
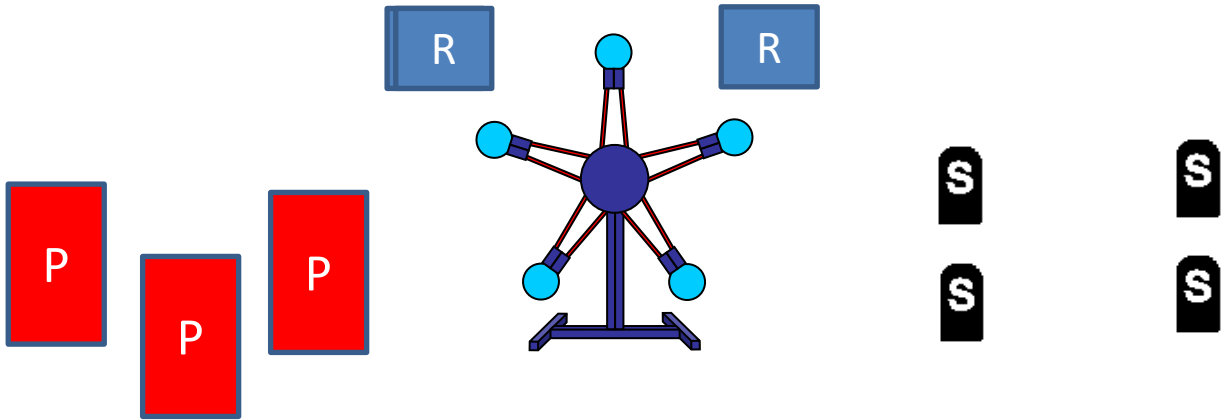
Round Count: Rifle: 10, Pistols: 10, Shotgun: 6+

Staging: Pistols holstered, shotgun on right table. Start with one foot on start plate with rifle in hands.

Line: An IRS agent, now that's scary!

ATB: With the rifle knock down the five plates on the Texas Star. Place any unused rounds on either or both of the two rifle targets. Move to either shotgun or pistol table and make rifle safe. With pistols engage the pistol targets in a 2-1-2 sweep. With the shotgun knock down the six shotgun targets in any order.

Stage 4



Start

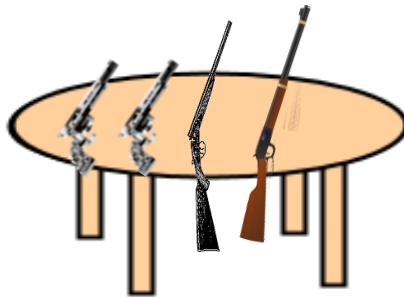
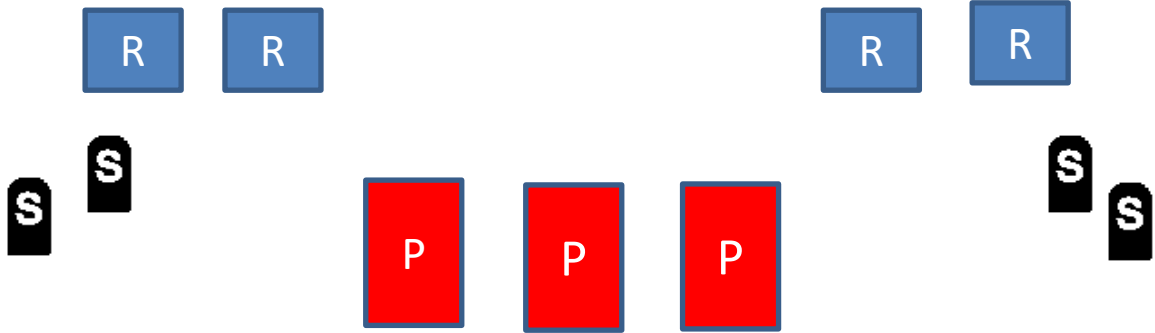
Round Count: Rifle: 10, Pistols: 10, Shotgun: 4+

Staging: Pistols holstered, shotgun on right table. Start with one foot on start plate with rifle in hands.

Line: I protest this audit!

ATB: With the rifle first double tap the two rifle targets, then knock down the five plates on the Texas Star. Place any unused round on either of the two rifle targets. A miss with the unused round will not count. Move to either shotgun or pistol table and make rifle safe. With pistols engage the pistol targets in a 2-1-2 sweep. With the shotgun knock down the four shotgun targets in any order. Any remaining star plates may be made up with the shotgun, you may move to the front of the star if you wish. Only star plates left standing will count as misses.

Stage 5



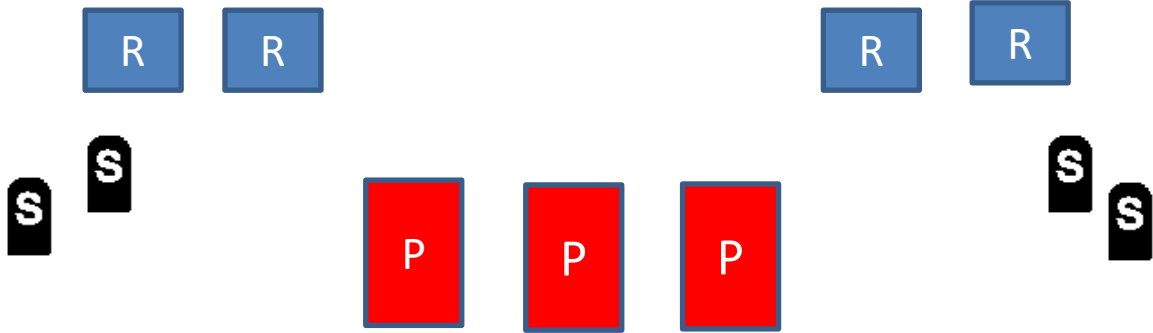
Round Count: Rifle: 10, Pistols: 10, Shotgun: 4+

Staging: All guns are stage staged on the table. Start standing behind table with hands cupping your mouth. Gun order is pistols, rifle, shotgun.

Line: Zombie stampede!

ATB: With pistol place first place one round on the middle target, then four rounds on one of the other pistol targets. Repeat with second pistol, placing the four rounds on the unengaged pistol target. Next with the rifle, place 3 rounds on two targets and 2 rounds on the other targets. Lastly with the shotgun, knock down the four shotgun targets in any order.

Stage 6



Round Count: Rifle: 10, Pistols: 10, Shotgun: 4+

Staging: Pistols are holstered, rifle and shotgun are stage staged on the table. Start standing behind table with hands on hat. Gun order is rifle not last.

Line: Look out, vampires!

ATB: With pistols triple tap sweep the targets and place the either the last or first round on the middle target. With the rifle, with five rounds alternate between a pair of targets on one side and then alternate for five rounds on the other pair of targets. With the shotgun, knock down the four shotgun targets in any order.