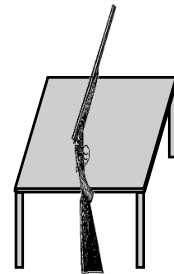
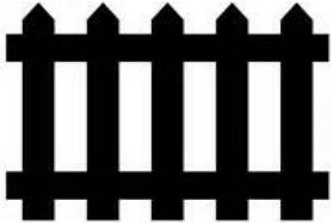
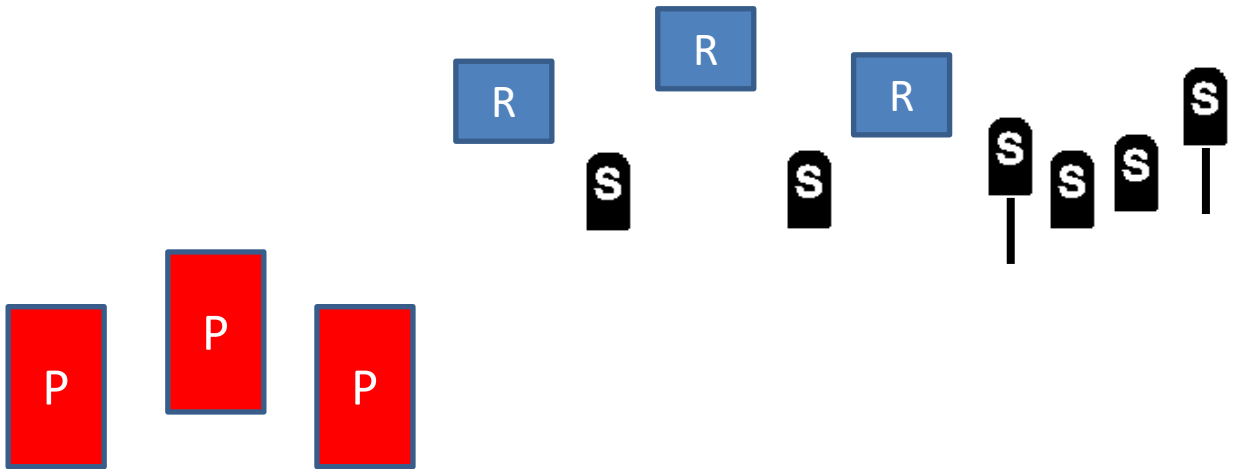


Stage 1



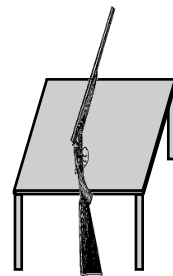
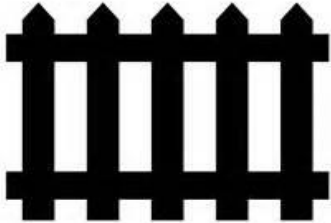
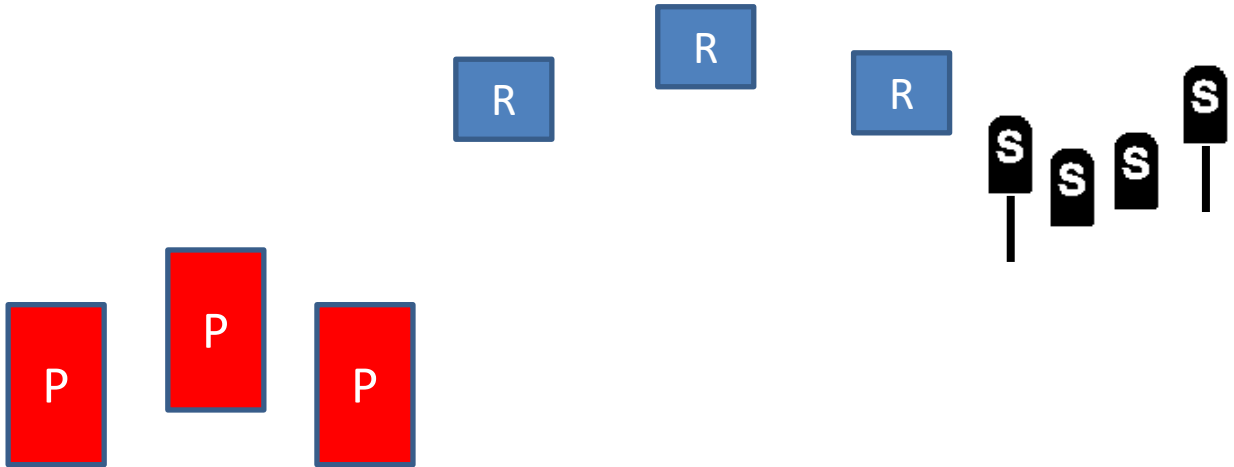
Rifle = 10, Pistols = 10, Shotgun = 6+

Staging: Pistols holstered, rifle on left table, shotgun on right or left table. Start standing at position of choice, hands at low surrender.

Line: No talking, just shooting!

ATB: If starting at left position from behind the fence, with pistols, engage pistol targets by first double taping the middle target, then sweep the three targets, repeat instructions with second five rounds. Move to left table and with rifle engage the rifle targets per the pistol instructions. Make rifle safe and with shotgun knock down the two shotgun targets at that position. Move to right table and with the shotgun knock down the four shotgun targets at that position in any order. Reverse gun order if starting at right table.

Stage 2



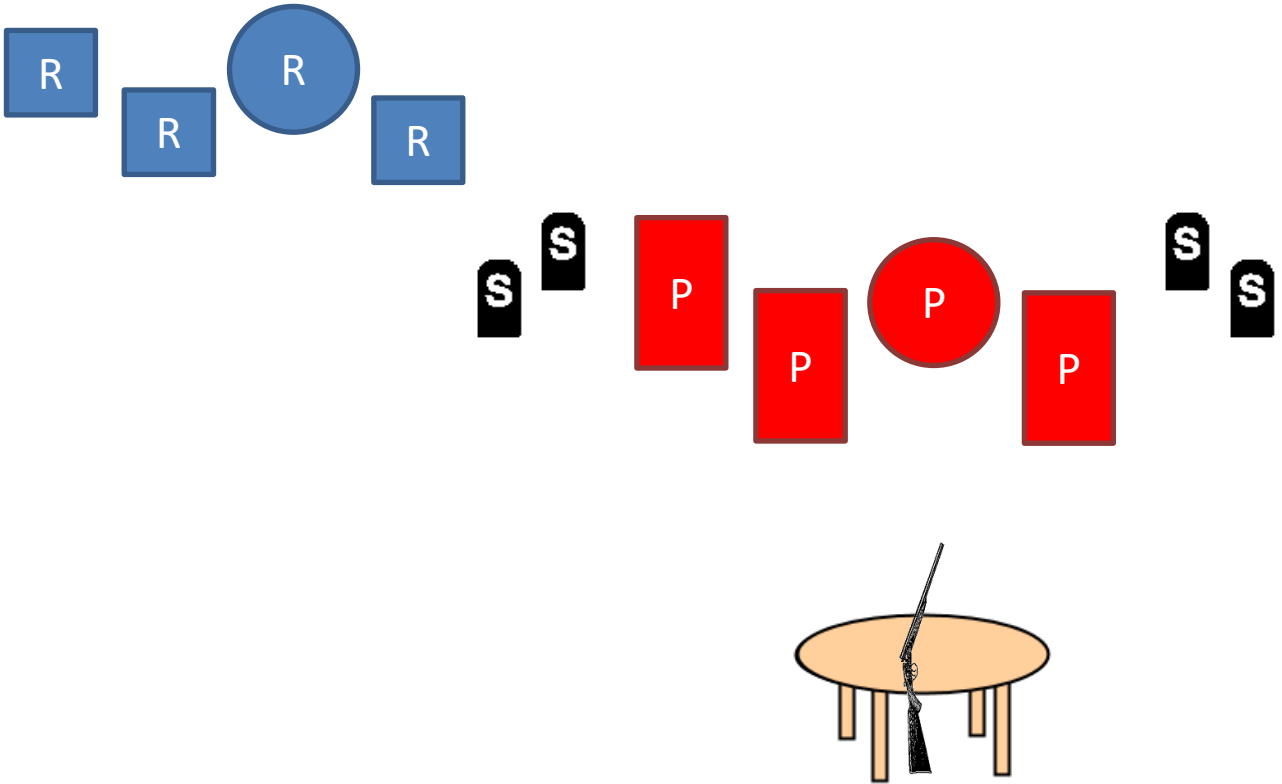
Rifle = 10, Pistols = 10, Shotgun = 4+

Staging: Pistols holstered, rifle on left table, shotgun on right table. Start standing a position of choice, hands at full surrender.

Line: Yes, we are deplorable!

ATB: If starting at left position from behind the fence, with pistols, engage pistol targets by first double tapping outside targets, then place one round on the middle target. Repeat instructions for second five rounds. Move to left table and with rifle engage the rifle targets per the pistol instructions. Move to right table and with the shotgun knock down the four shotgun targets in any order.

Stage 3



Start

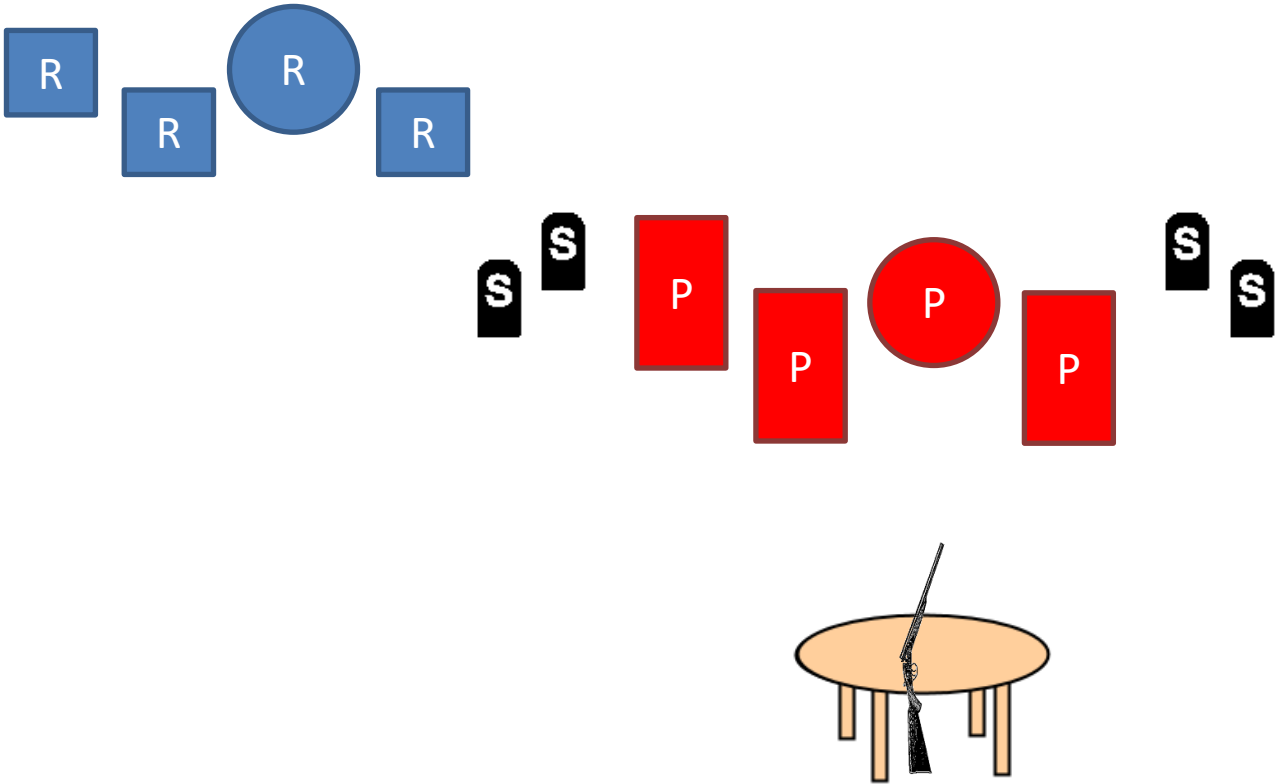
Round Count: Rifle: 10, Pistols: 10, Shotgun: 4+

Staging: Rifle in hands, shotgun on table. Pistols are holstered. Start standing with one foot touching the start plate.

Line: You aren't getting my gold!

ATB: With rifle, engage the rifle targets by first triple tapping the round target, then triple tap the upper left target and double tap two lower targets. Make rifle safe on table. Shooter's choice of shotgun and pistols order. With pistols engage the pistol targets per the rifle instructions. With shotgun knock down the 4 shotgun targets in any order.

Stage 4



Start


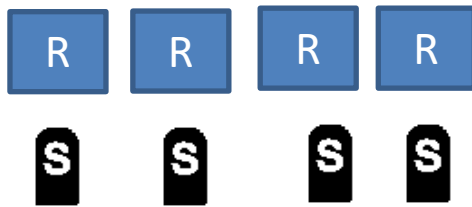
Round Count: Rifle: 10, Pistols: 10, Shotgun: 4+

Staging: Rifle at cowboy port arms, shotgun on table. Pistols are holstered. Start standing with one foot touching the start plate.

Line: Who was that masked man!

ATB: With rifle, place 2 rounds on two of the rifle targets and 3 rounds on the other two rifle targets. Shooter's choice of shotgun and pistols order. With pistols engage the pistol targets per the rifle instructions. With shotgun knock down the 4 shotgun targets in any order.

Stage 5



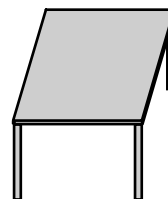
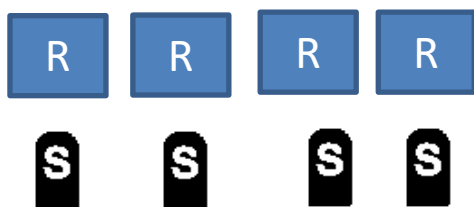
Rifle = 10, Pistols = 10, Shotgun = 4+

Staging: Pistols holstered, rifle and shotgun staged on left table. Start at table of choice, hands on hat.

Line: Get'er done!

ATB: If starting at left table, with shotgun knock down the four shotgun targets in any order. Next, with rifle, starting at either end, engage the rifle targets in Badger sweep, i.e. 1, 2, 3, 4, 1, 2, 3, 1, 2, 1. Move to right table and from behind the table with pistols engage the pistol targets per the rifle instructions. Reverse gun order if starting at right table.

Stage 6



Rifle = 10, Pistols = 10, Shotgun = 4+

Staging: Pistols holstered, rifle and shotgun staged on left table. Start at table of choice, hands on table, not touching a gun.

Line: You just going to whistle Dixie!

ATB: If starting at left table, with shotgun knock down the four shotgun targets in any order. Next, with rifle, starting at either end, engage the rifle targets in a regressive sweep, i.e. 4 on 1, 3 on 2, 2 on 3, 1 on 4.. Move to right table and from behind the table with pistols engage the pistol targets per the rifle instructions. Reverse gun order if starting at right table.