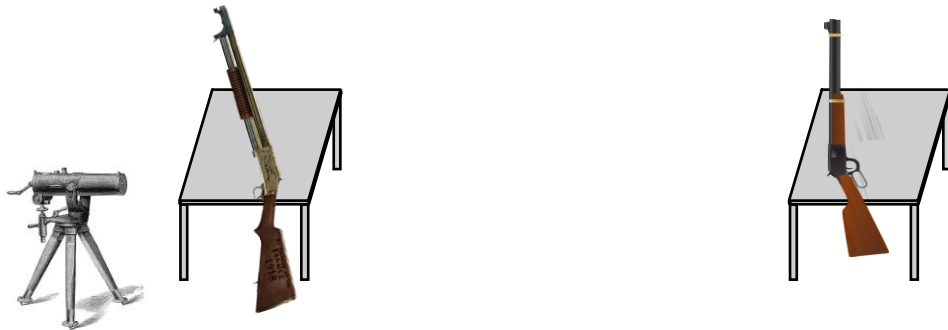
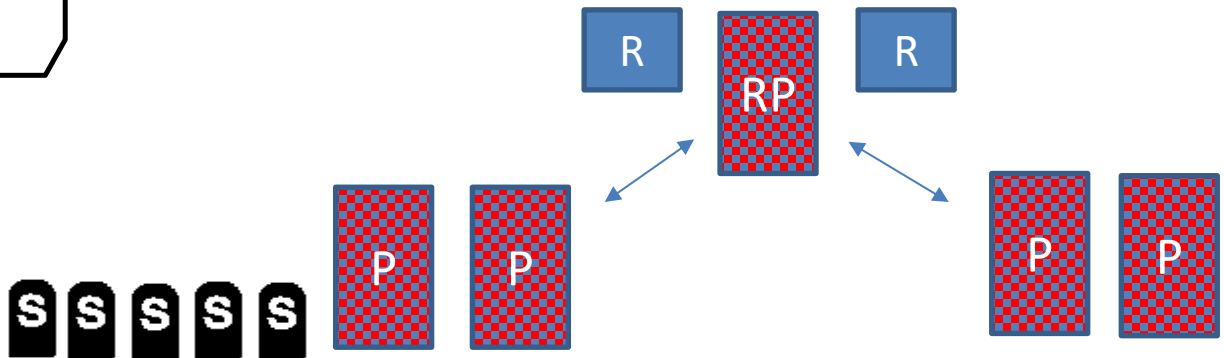
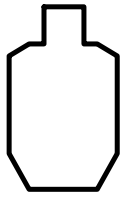


Stage 1



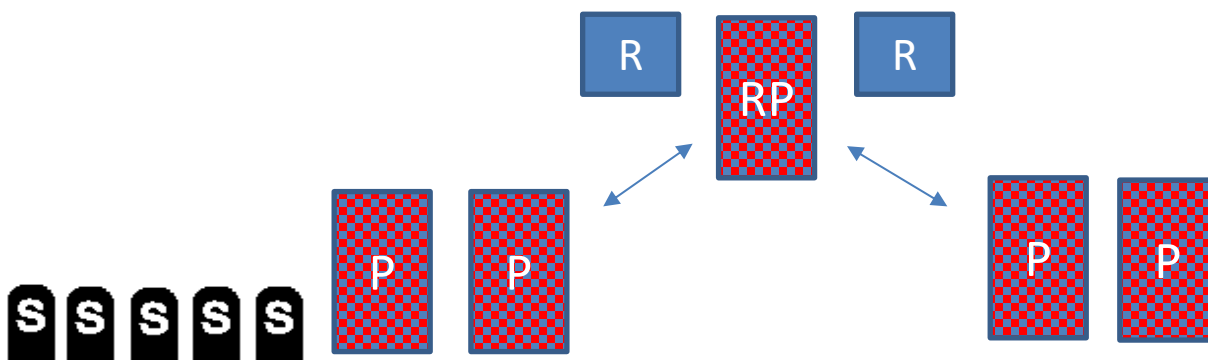
Round Count: Gatlin Gun 20, Rifle: 7, Pistols: 21, Shotgun: 5

Staging: Pistol holstered, rifle stage on right table and shotgun staged on left table. Start with hands on Gatlin gun crank. Gun order is Gatlin gun, shotgun, rifle, pistol.

Line: **THE GATLIN GUN IS A GIFT TO THE GENERAL !**

ATB: Fire 20 rounds (full mag) with the Gatlin gun, move to shotgun and knock down the five shotgun targets in any order. Move to the right table and with rifle engage the 3 rifle targets in a 2-3-2 sweep. Next with pistol, starting on either end, engage the pistol targets in a 3-3-2-3-3 sweep. Then place 1 round on the middle target, 1 round each of the two targets on one side, repeat using the other two outside targets and place last round on middle target. It is a "P" is you don't empty the Gatlin gun mag.

Stage 2



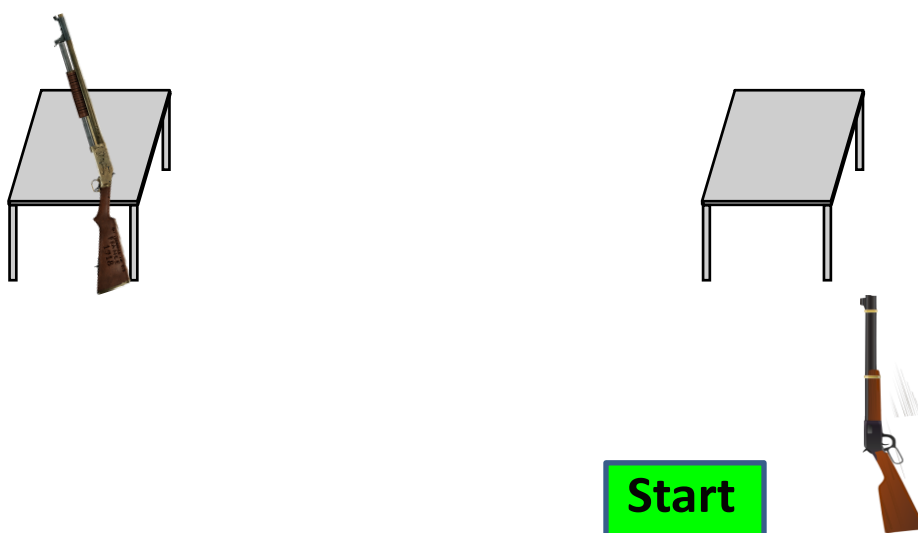
Round Count: Rifle: 7, Pistols: 21, Shotgun: 5

Staging: Pistol holstered, rifle stage on right table and shotgun staged on left table. Start behind left table, hands on, but not holding shotgun. Gun order is shotgun, rifle, pistol.

Line: **I THINK WE MAY BE OUTNUMBERED !**

ATB: With the shotgun knock down the five shotgun targets in any order. Move to the right table and with rifle starting on middle target engage the 3 rifle targets in a Nevada sweep. Next with pistol, starting on middle target, engage the pistol targets in a double Nevada sweep. Then place at least 1 round on each target for 7 rounds.

Stage 3




Round Count: Rifle: 7, Pistols: 21, Shotgun: 6

Staging: Shotgun staged on the table; pistol holstered. Start with rifle in hands, with one foot on the start plate. Gun order is rifle, pistol, shotgun.

Line: **I'M CLOSING THE BORDER !**

ATB: With rifle, starting on either end, sweep the seven rifle/pistol targets. Move to right table and with pistols, starting on either end, triple tap sweep the targets. Move to left table and with shotgun knock down the 6 shotgun targets.

Stage 4



Start



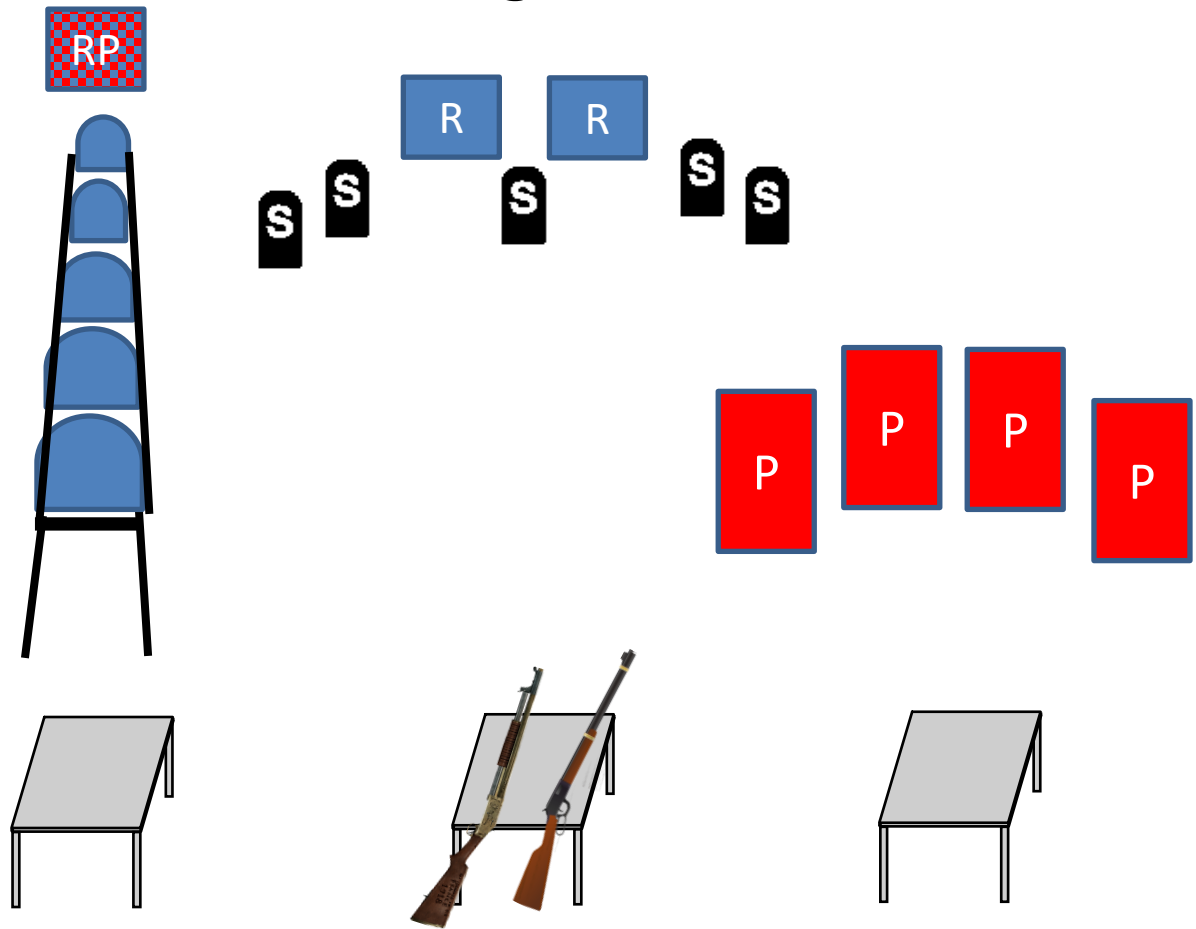
Round Count: Rifle: 7, Pistols: 28, Shotgun: 6

Staging: Shotgun staged on the table; pistol holstered. Start with rifle in hands, with one foot on the start plate. Gun order is rifle, pistol, shotgun.

Line: **HEY, THIS HOT SAUCE IS FROM NY CITY !**

ATB: With rifle, place 3 rounds on each end target, then place 1 round on middle target. Move to right table and with pistols, starting on either end, engage the two outer targets in a 3-4 sweep, do the same starting on the opposite end target, then starting on the middle target engage that target and a target next to it in a 3-4 sweep, repeat using the unengaged target. Move to left table and with shotgun knock down the 6 shotgun targets.

Stage 5



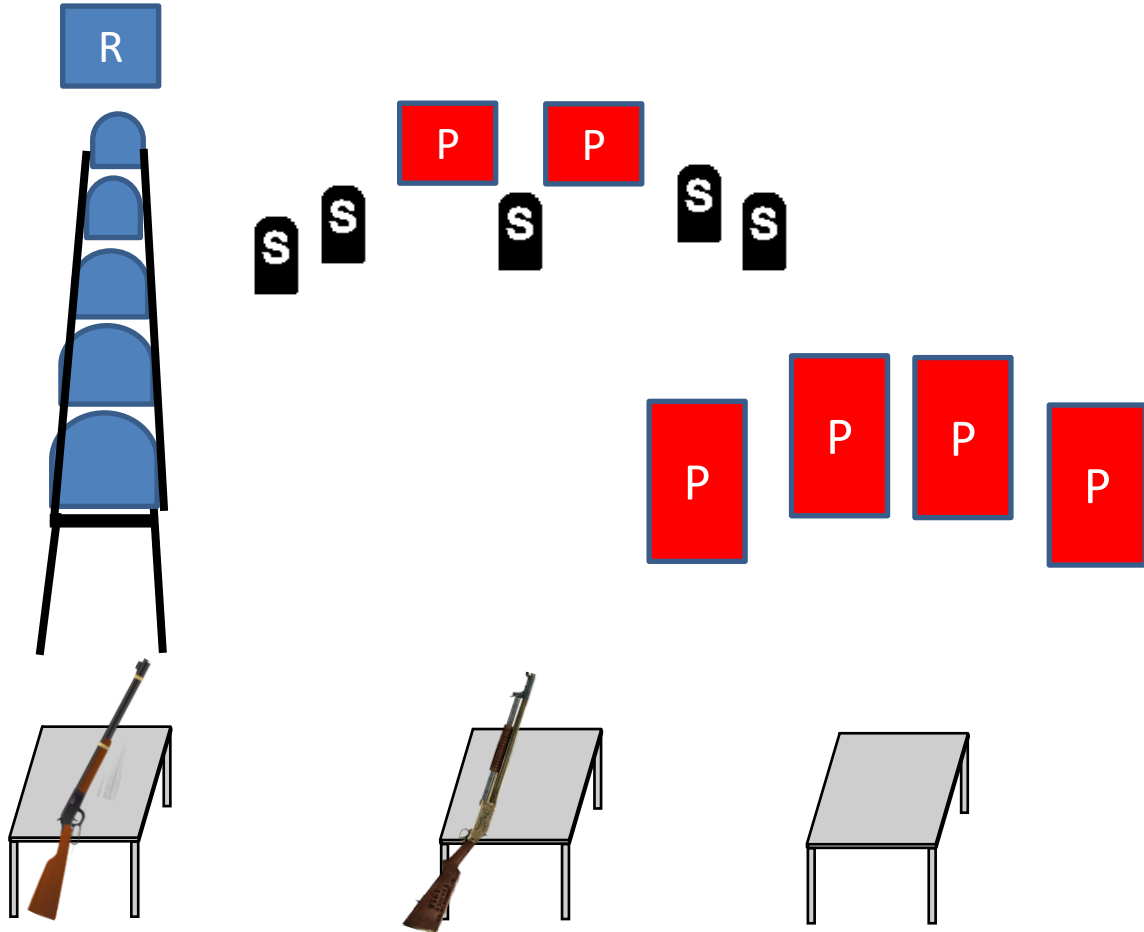
Round Count: Rifle: 7, Pistols: 28, Shotgun: 5

Staging: Pistols holstered, rifle and shotgun staged on middle table. Start standing behind right or left table, hands at low surrender. Gun order is pistol, rifle, shotgun.

Line: **YES, I SHOT THE SHERIFF !**

ATB: If starting at the left table, with pistol, engage the tombstone targets for 5 rounds and place the last two on the rifle/pistol target behind the tombstones. Move the right table and with 21 rounds place at least 4 rounds on each target. Move to middle table and with the rifle place 3 rounds on the two rifle targets at that position, then place last round on the rifle/pistol target behind the tombstones. With shotgun knock down the 5 shotgun targets.

Stage 6



Round Count: Rifle: 7, Pistols: 21, Shotgun: 5

Staging: Pistols holstered, rifle staged on left table and shotgun staged on middle table. Start standing behind left table, hands on table not touching a gun. Gun order is rifle, shotgun, pistols.

Line: OLD MEXICO CAN BE A TAD UNFRIENDLY !

ATB: With the rifle engage the knockdowns for 5 rounds and place the last two rounds on the static rifle target. Move the middle table and with the shotgun knock down the 5 shotgun targets. With pistol alternate between the two pistol targets for 7 rounds, move to right table and engage the pistol targets in a 4-3-3-4 sweep.