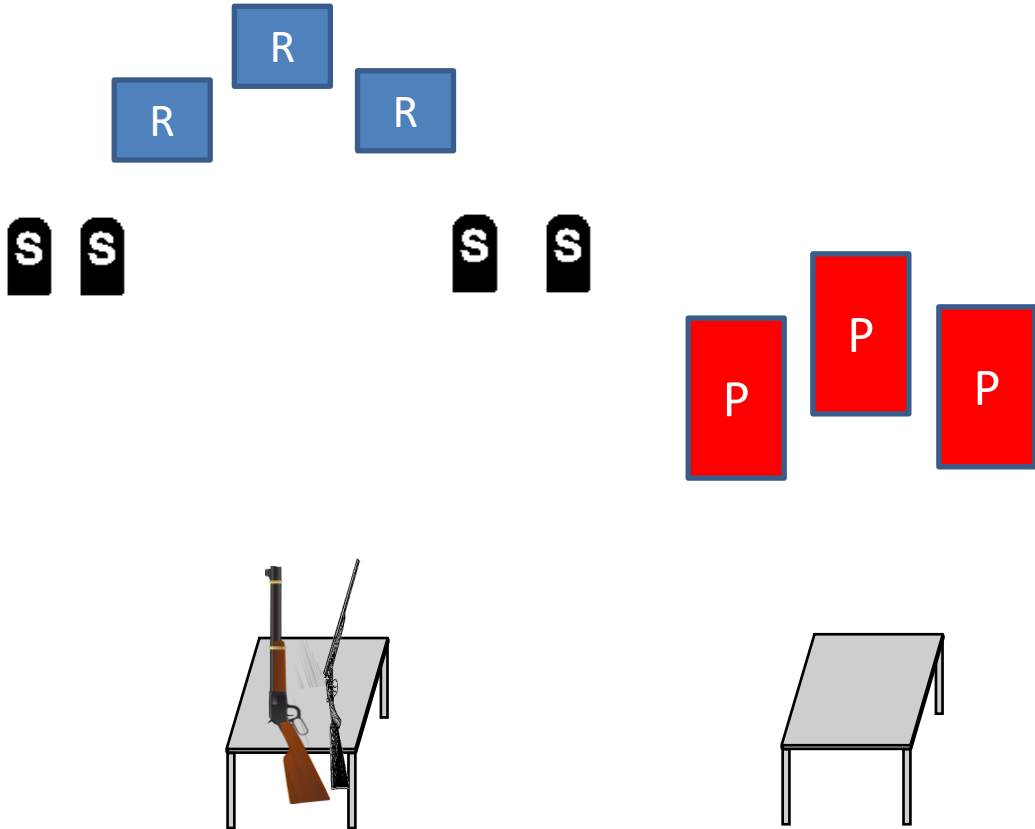


## Stage 1



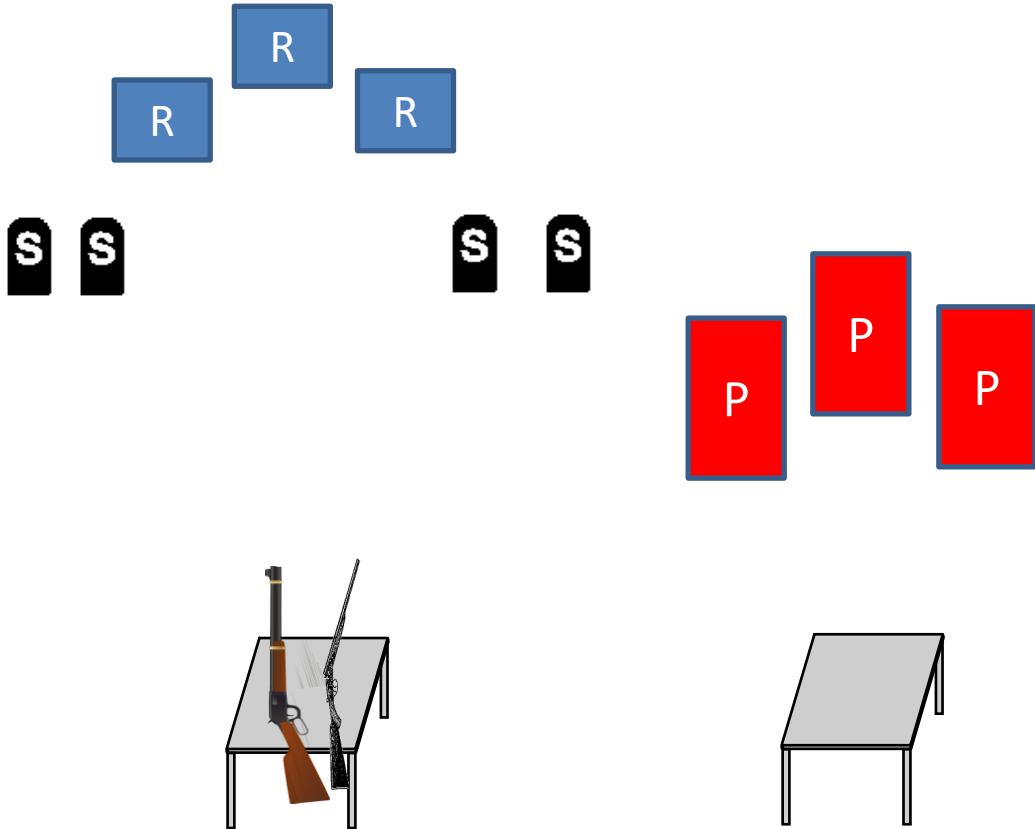
Rifle = 10, Pistols = 10, Shotgun = 4+

Staging: Pistols holstered, rifle and shotgun staged on left table. Start behind table of choice, both hands on table, not touching a gun. Gun order is shooters choice, but rifle not last.

Line: A man has to know his limits!

ATB: If starting at left table; with shotgun knock down the 4 shotgun targets in any order. With the rifle engage the rifle targets in a 10 round double tap Nevada sweep starting on target of choice. Move to right table (one foot behind table) and engage the pistol targets per the rifle instructions.

## Stage 2



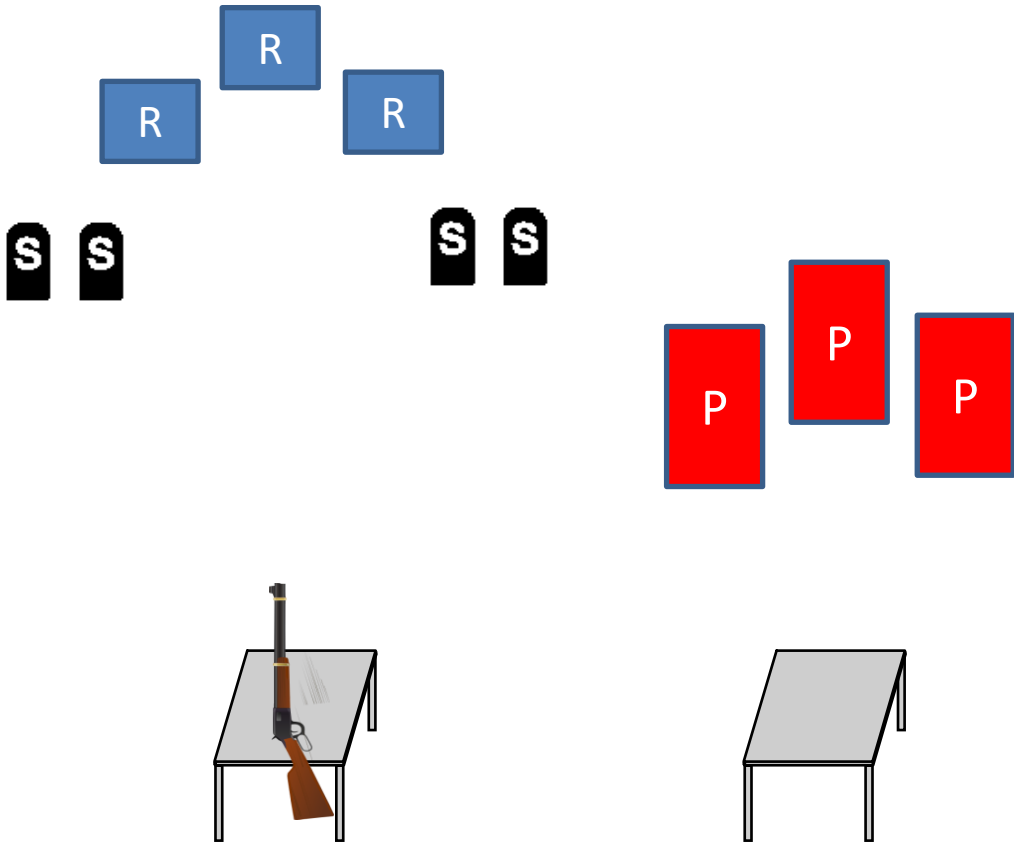
Rifle = 10, Pistols = 10, Shotgun = 4+

Staging: Pistols holstered, rifle and shotgun staged on left table. Start behind table of choice, both hands touching your hat. Gun order is shooters choice, but rifle not last.

Line: I'm not going to punch you, like hell I'm not!

ATB: If starting at left table; with shotgun knock down the 4 shotgun targets in any order. With the rifle engage the rifle targets by first placing 4 rounds on the middle target, then 3 rounds on each of the end targets. Move to right table (one foot behind table) and engage the pistol targets per the rifle instructions.

### Stage 3



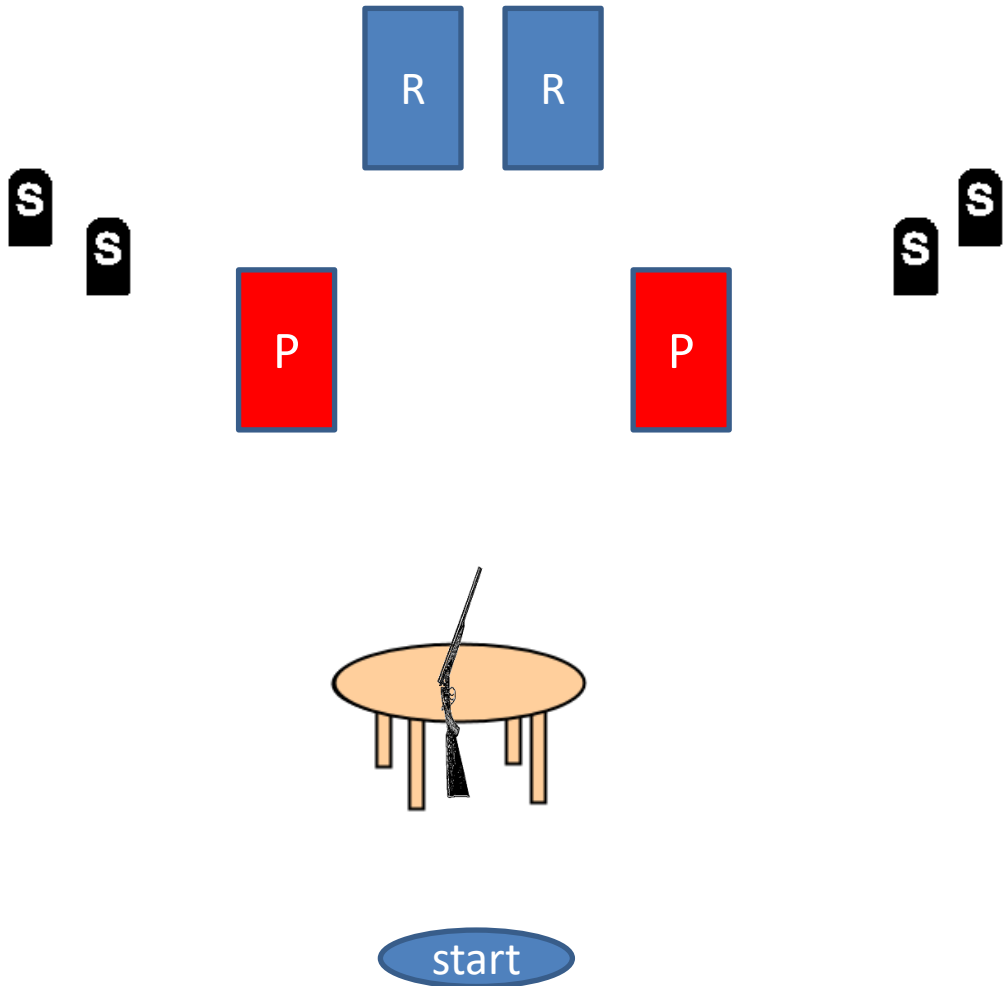
Rifle = 10, Pistols = 10

Staging: Pistols holstered; rifle staged on left table. Start behind either table, both hands on pistol grips or on (but not holding) rifle.

Line: When the legend becomes fact, print the legend!

ATB: With rifle knock down the four shotgun targets in any order and place at least one round on each of the static rifle targets for ten rounds. Shotgun targets not knocked down can be re-engaged with the rifle, but you must engage each static target. Only misses on the static targets and any shotgun target left standing will count as miss. Move to right table (one foot behind table) and engage the pistol targets by placing at least 3 rounds on each pistol target.

## Stage 4



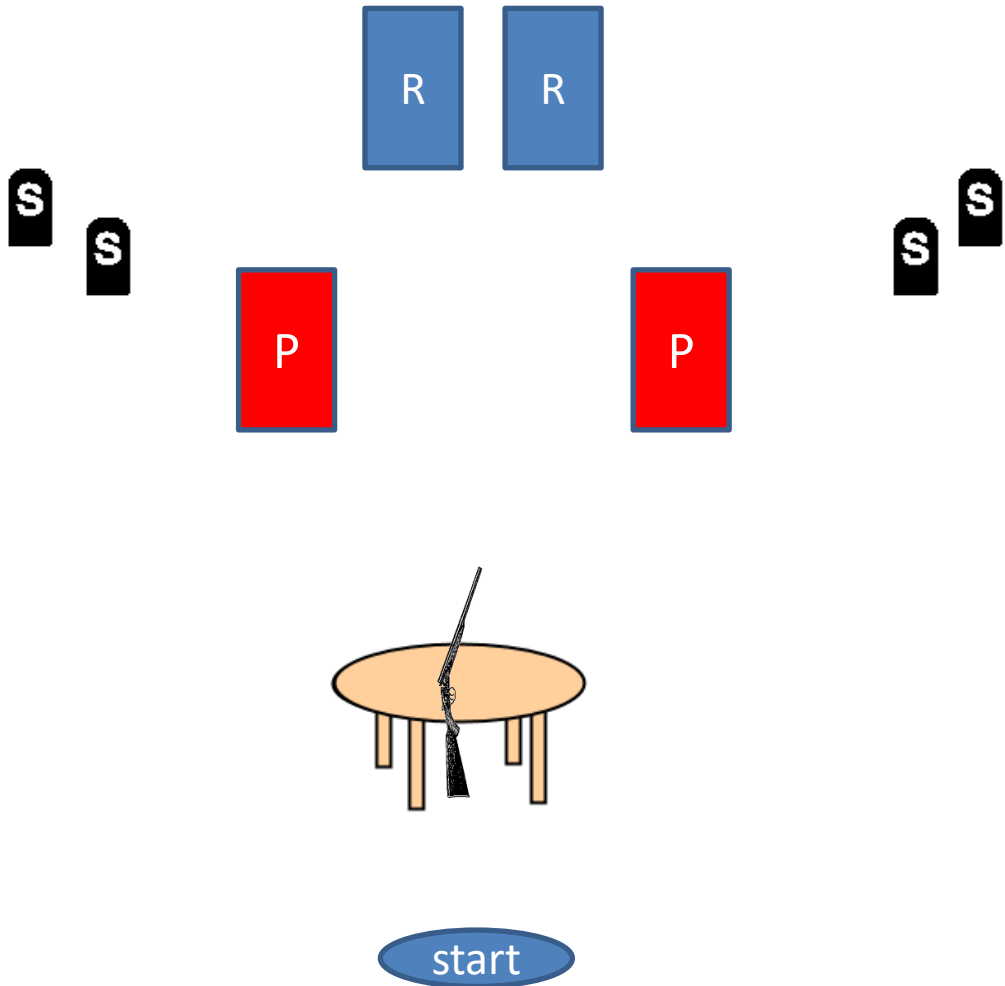
Round Count: Rifle: 10, Pistols: 10, Shotgun: 4+

Staging: Shotgun on table. Pistols are holstered. Start with rifle in hands with one foot touching the start plate. Gun order is rifle first, then shotgun or pistol.

Line: It's okay to be scared. Courage is about doing it anyway!

ATB: With rifle, place 5 rounds on each rifle target. With pistols engage the 2 pistol targets per the rifle instructions. With shotgun knock down the 4 shotgun targets in any order.

## Stage 5




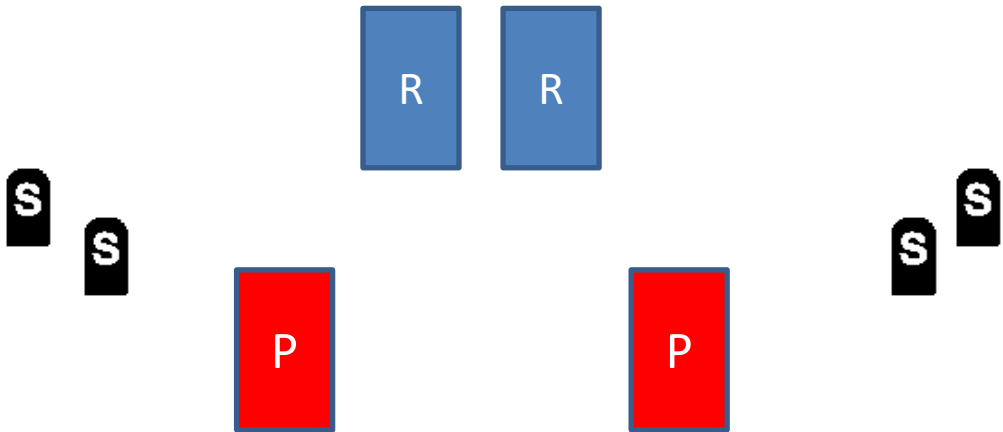
Round Count: Rifle: 10, Pistols: 10, Shotgun: 4+

Staging: Shotgun on table. Pistols are holstered. Start with rifle at cowboy port arms with one foot touching the start plate. Gun order is rifle first, then shotgun or pistol.

Line: It's Time You Learned To Respect Your Betters!

ATB: With rifle, Alternate between a rifle and pistol target for 5 rounds, then repeat engaging the other two targets. Move to the table and make rifle safe. With pistols engage the 2 pistol targets per the rifle instructions. With shotgun knock down the 4 shotgun targets in any order.

## Stage 6



Round Count: Rifle: 10, Pistols: 10, Shotgun: 4+

Staging: Rifle, Shotgun and pistols are staged on the table. Start standing behind the table with hands touching, but not holding gun(s) of choice. Gun order is rifle not last.

Line: Sorry, don't get it done, Dude!

ATB: With rifle, place 4 rounds on each of the rifle targets and 1 round on each pistol target. With pistols place 4 rounds on each pistol target and 1 round on each rifle target. After use pistol may be returned to table or holstered. With shotgun knock down the 4 shotgun targets in any order.