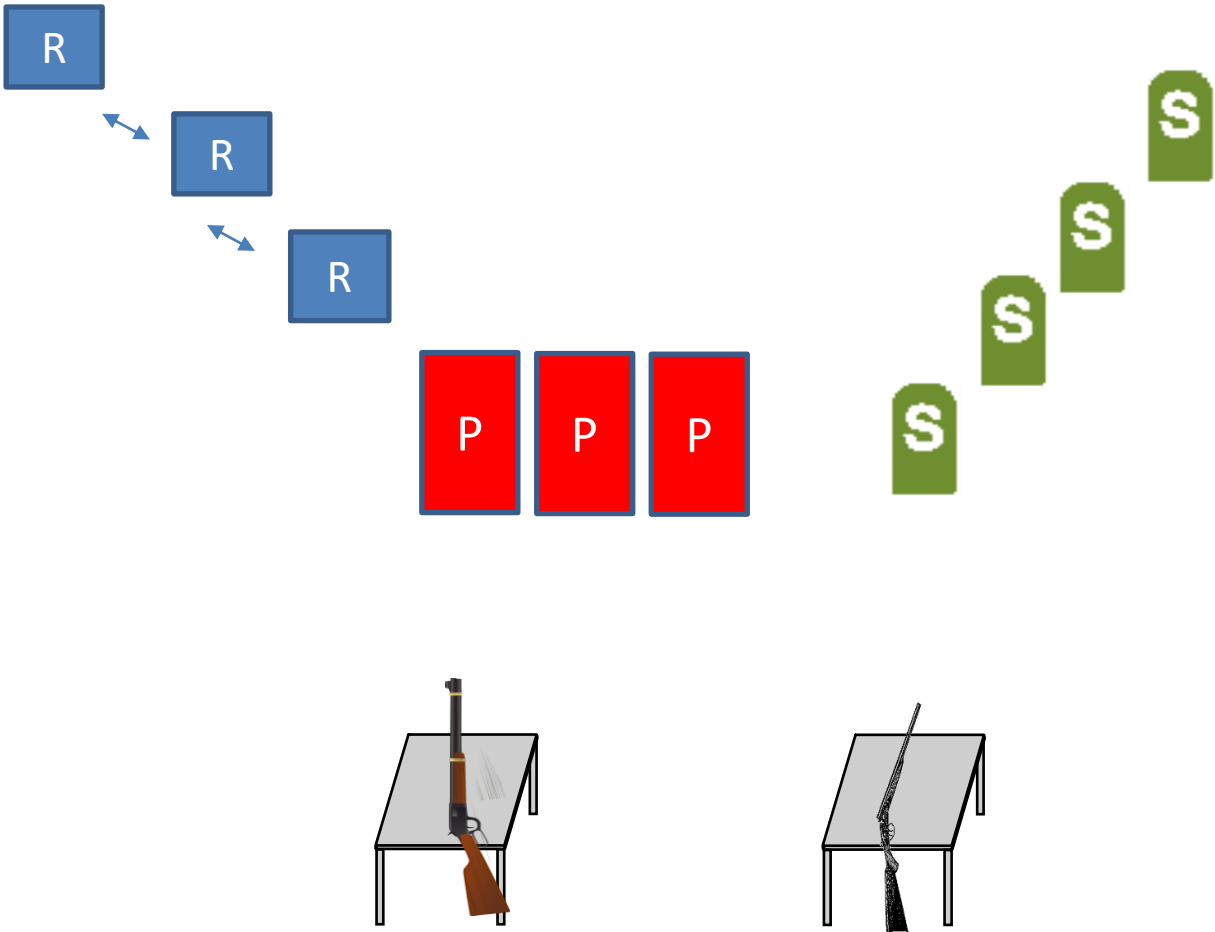


Stage 1



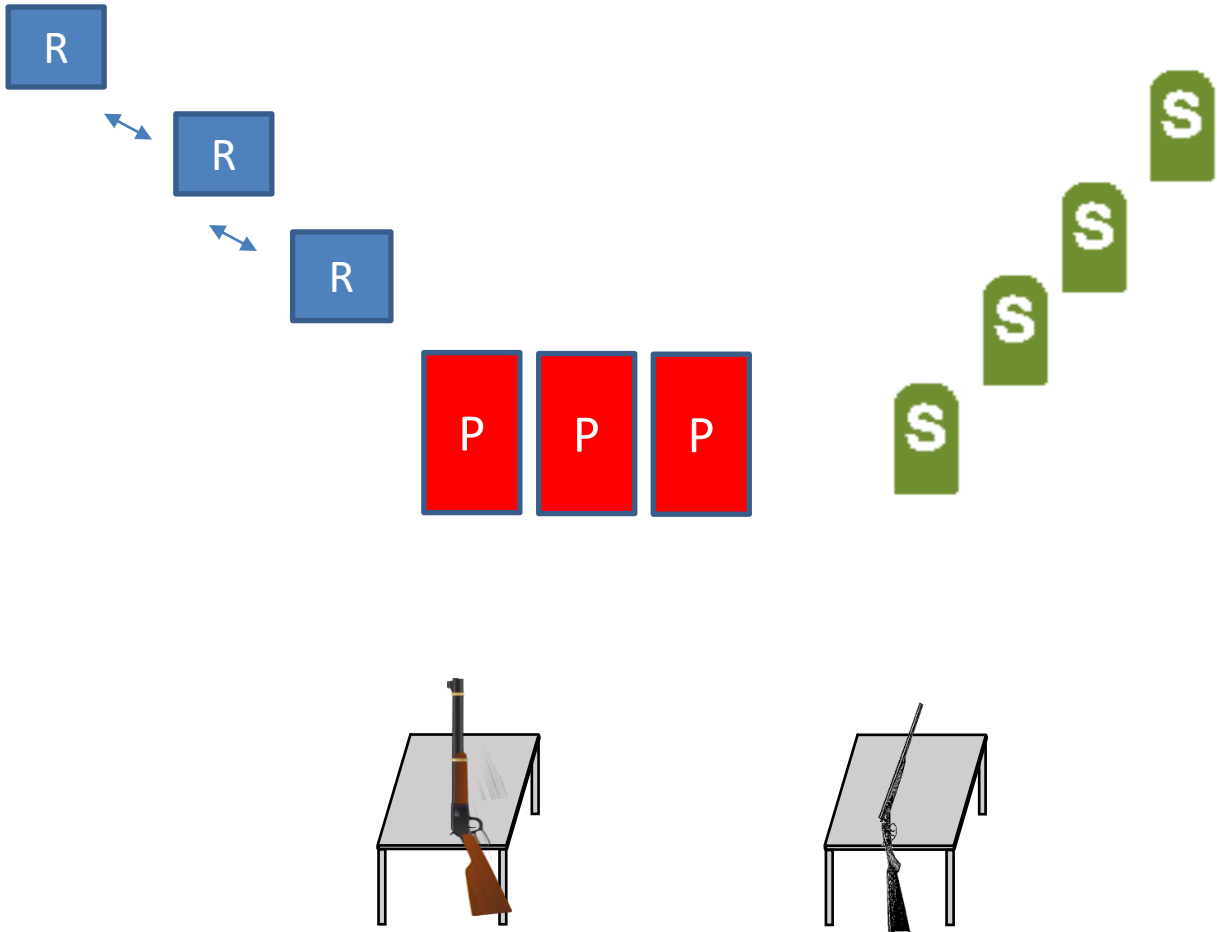
Round Count: Rifle: 10, Pistols: 10, Shotgun: 4+

Staging: Rifle staged on left table, shotgun on right table. Pistols are holstered. Start standing in front of table of choice, shaking both fists at head level. Gun order is rifle not last.

Line: Tell'em I'm coming and Hell's coming with me!

ATB: If starting at left table, with rifle, starting on either end, double tap Nevada sweep the three rifle targets. With pistols engage the pistol targets per the rifle instructions. Move to right table with shotgun knock down the four shotgun targets an any order.

Stage 2



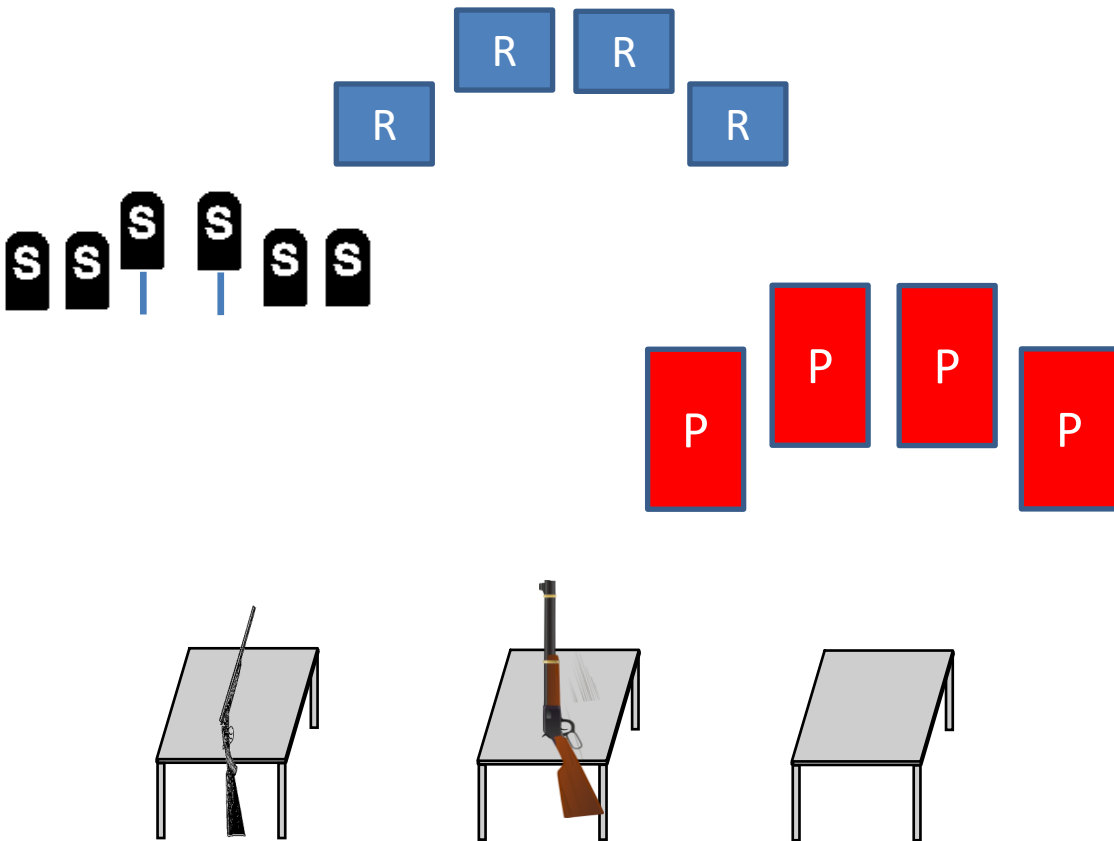
Round Count: Rifle: 10, Pistols: 10, Shotgun: 2+

Staging: Rifle staged on left table, shotgun on right table. Pistols are holstered. Start standing in front of left table, hands on hat.

Line: I'll be your huckleberry!

ATB: : With rifle, starting on either end, straight sweep the three rifle targets three times, engage a shotgun target with the 10th round. With pistols engage the pistol targets per the rifle instructions. If the shotgun target is missed or fails to fall it is not counted a miss. Move to right table with shotgun knock down all remaining shotgun targets an any order.

Stage 3



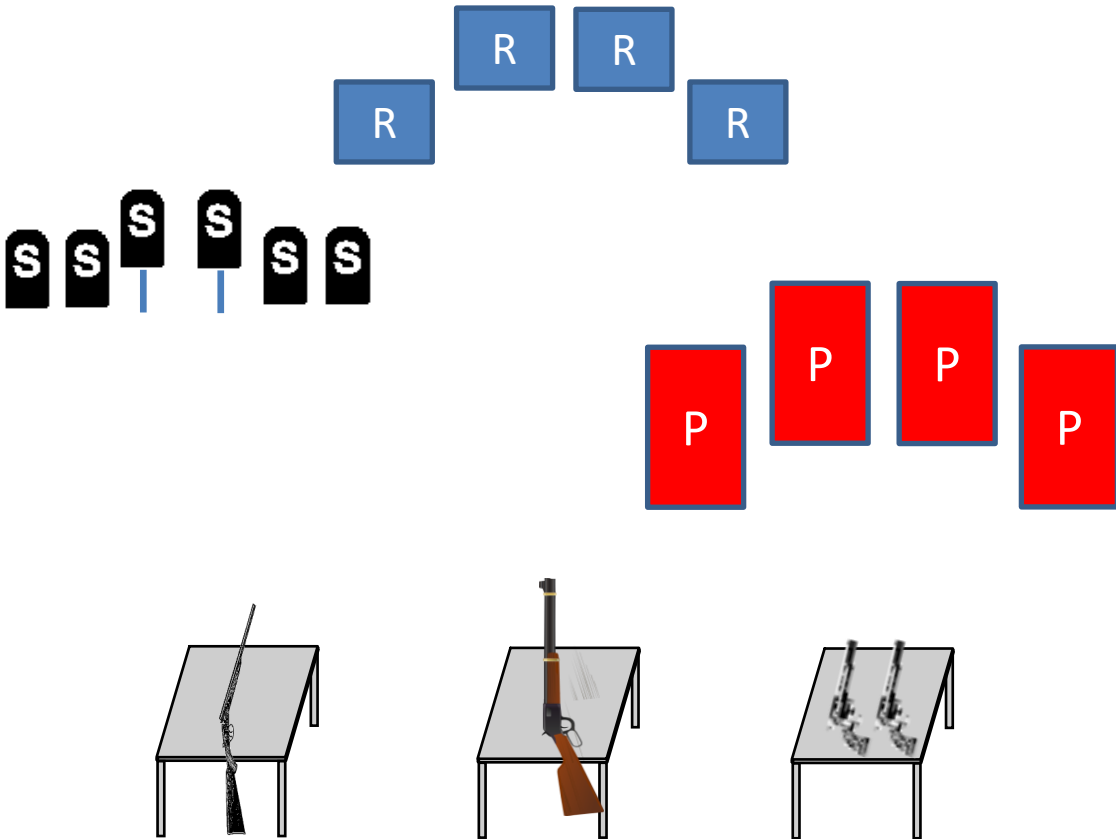
Rifle = 10, Pistols = 10, Shotgun = 6+

Staging: Pistols holstered, rifle staged on middle table and shotgun on left table. Start at middle table, both hands on table, not touching the rifle.

Line: When it's time to shoot; shoot!

ATB: Pickup rifle and engage the rifle targets by first double tapping the two end targets, then triple tap the two middle targets. Move to table of choice, if going to the right table, engage the pistol targets per the rifle instructions. Move to left table and with shotgun knock down the six shotgun targets in any order.

Stage 4



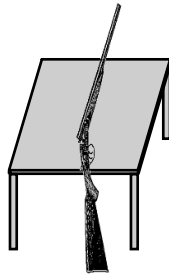
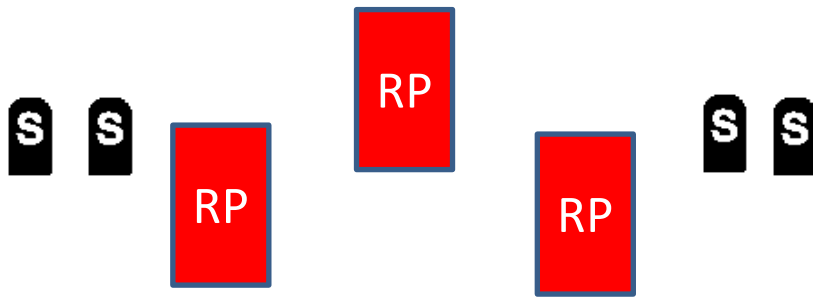
Rifle = 10, Pistols = 10, Shotgun = 6+

Staging: Pistols staged on right table, rifle on middle table and shotgun on left table. Start behind table of choice, both hands on but not holding a gun(s).

Line: Fill your hand, you SOB!

ATB: If starting at left table, which the shotgun knock down the six shotgun targets in any order. Move to middle table and with rifle engage the rifle targets in a progressive sweep (i.e. 1 on 1, 2 on 2, 3 on 3, 4 on 4.) Make rifle safe. Move to right table and with pistols engage pistol targets per rifle instruction. After use pistols may be holstered or left on table.

Stage 5



Start

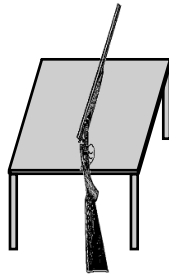
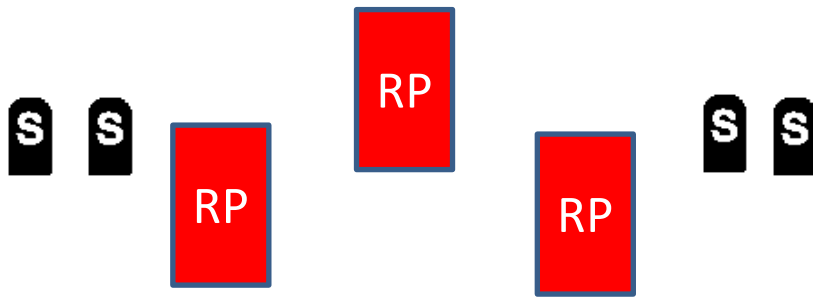
Rifle = 10, Pistols = 10, Shotgun = 4+

Staging: Pistols holstered, shotgun staged on the table. Start with rifle in hands one foot touching the start plate. Gun order is rifle first.

Line: A lot more Indians than I was expecting!

ATB: With the rifle, starting on either end target, engage the rifle/pistol targets for five rounds as follows: T1, T3, T2, T1, T3. Repeat instructions for the second five rounds. Move to the table and make rifle safe. With the pistols engage the rifle/pistol targets per the rifle instruction. With the shotgun knock down the four shotgun targets in any order.

Stage 6



Start

Rifle = 10, Pistols = 10, Shotgun = 4+

Staging: Pistols holstered, shotgun staged on the table. Start with rifle at cowboy port arms, foot touching the start plate. Gun order is rifle first.

Line: Who shot the sheriff?!

ATB: With the rifle engage the rifle/pistol targets in a 2-1-2 sweep. Repeat instructions for the second five rounds. Move to the table and make rifle safe. With the pistols engage the rifle/pistol targets per the rifle instruction. With the shotgun first knock down the two inside targets, then the two outside targets. (You can make up a missed shotgun target at any time.)