
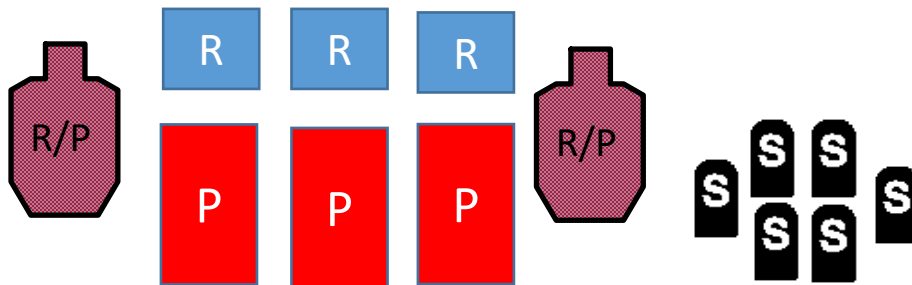


Stage 1




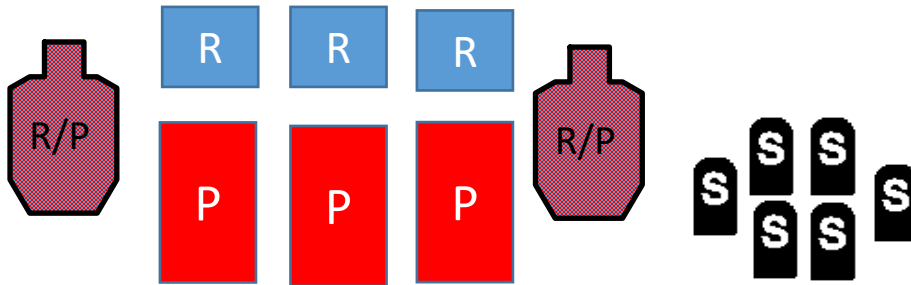
Rifle = 10, Pistols = 10, Shotgun = 4+

Staging: Pistols are holstered, rifle stage on left table, shotgun on right table. Start behind either right or left table, hands on table not touching a gun.

Line: We shoot rustlers!

ATB: If starting behind left table, with pistols put 1 round on each rectangular pistol targets, then double-tap an end (rifle/pistol) target, then put 1 round on each rectangular pistol target and finished with double taping the unengaged end target. Next, repeat pistol instructions with rifle using square rifle targets. Move to right table and with shotgun knock down the six shotgun targets in any order, must fire at least 4 rounds.

Stage 2



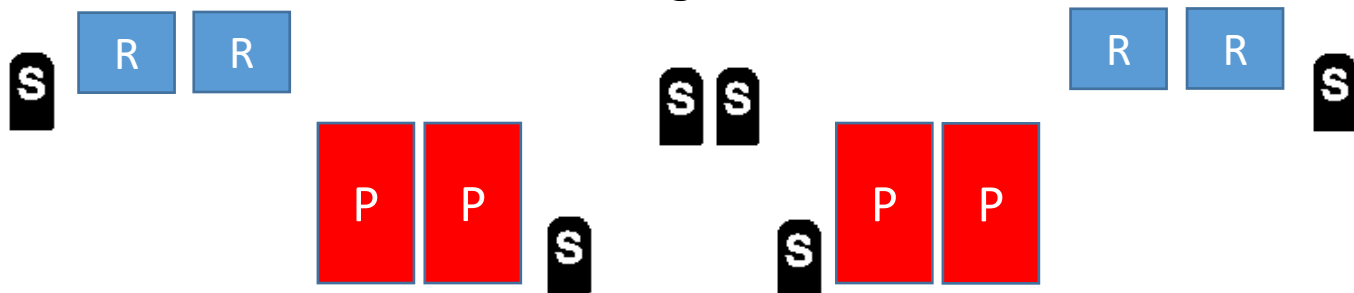
Rifle = 10, Pistols = 10, Shotgun = 4+

Staging: Pistols are holstered, rifle stage on left table, shotgun on right table. Start behind either table. Both hands on hat.

Line: Don't kick my dog, it pisses me off.

ATB: If starting behind left table, with pistols double tap sweep the rifle/pistol and pistol targets. Next, repeat pistol instructions with rifle using rifle/pistol and rifle targets. Move to right table and with shotgun knock down the six shotgun targets in any order, must fire at least 4 rounds.

Stage 3



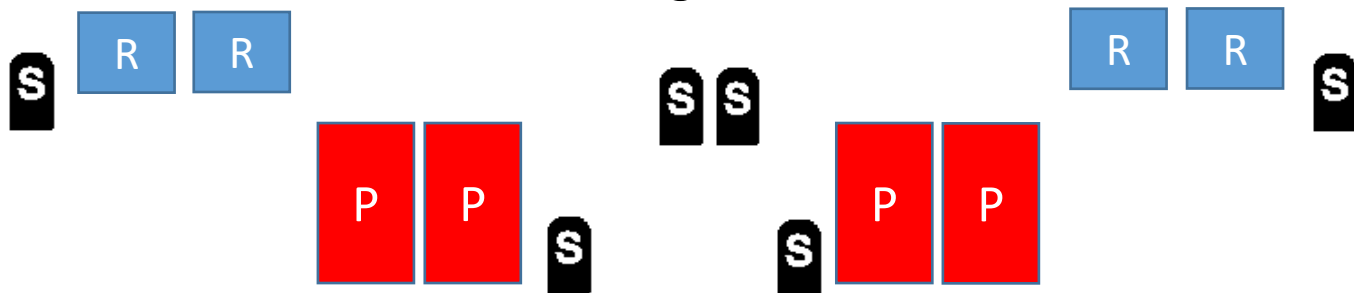
Rifle = 10, Pistols = 10, Shotgun = 2+

Staging: All guns staged on table. After use, pistols may be either holstered or returned to table. Start behind table with both hands touching a gun(s). Gun order is rifle not last.

Line: It's a good day for you to die!

ATB: With rifle, starting on either end, engage the rifle targets by double taping a pair of square rifle targets and placing 1 round on the knock down target, repeat instructions with the opposite pair. With pistols, engage pistol targets per the rifle instructions. With shotgun knock down the two shotgun targets and any knock down targets still standing.

Stage 4



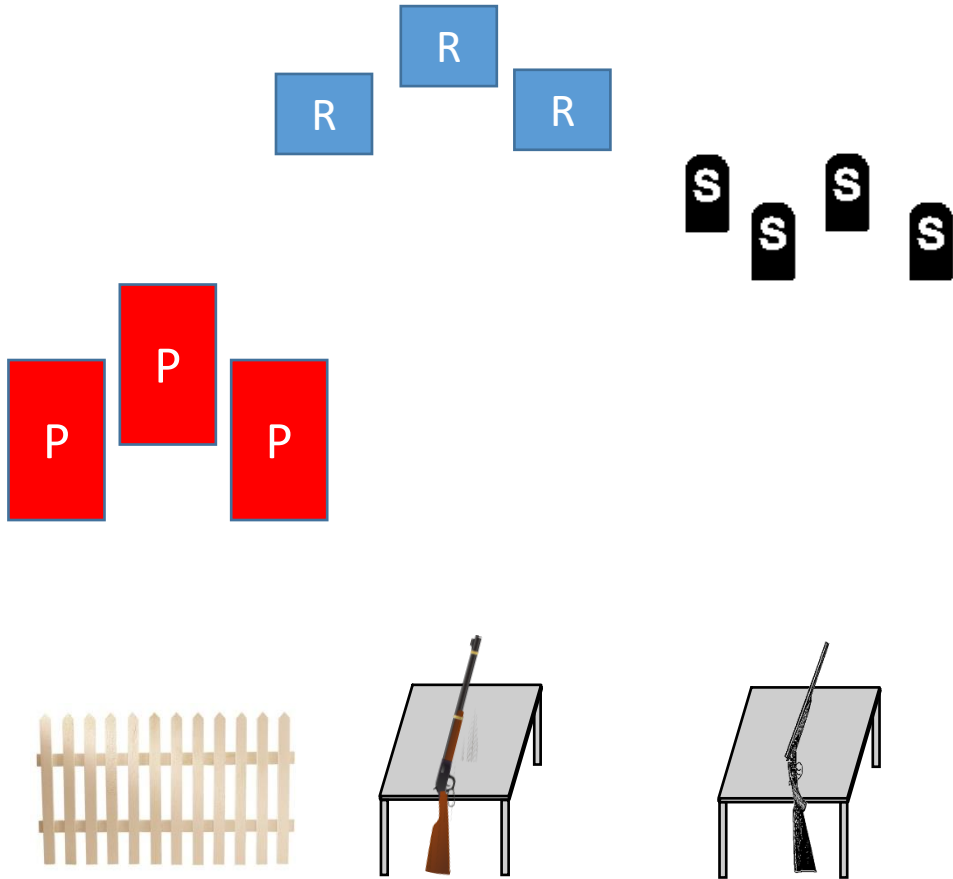
Rifle = 10, Pistols = 10, Shotgun = 2+

Staging: Rifle and shotgun staged on table, pistols are holstered. Start behind table with both hands at full surrender. Gun order is rifle not last.

Line: Whiskey for my horses!

ATB: With first pistol place 1 round on a knock down target and alternate between a pair of pistol targets for 4 rounds. Repeat instructions with second pistol using the other pair pistol targets. With rifle engage rifle targets per the pistol instructions. With shotgun knock down the two shotgun targets and any knock down targets still standing.

Stage 5



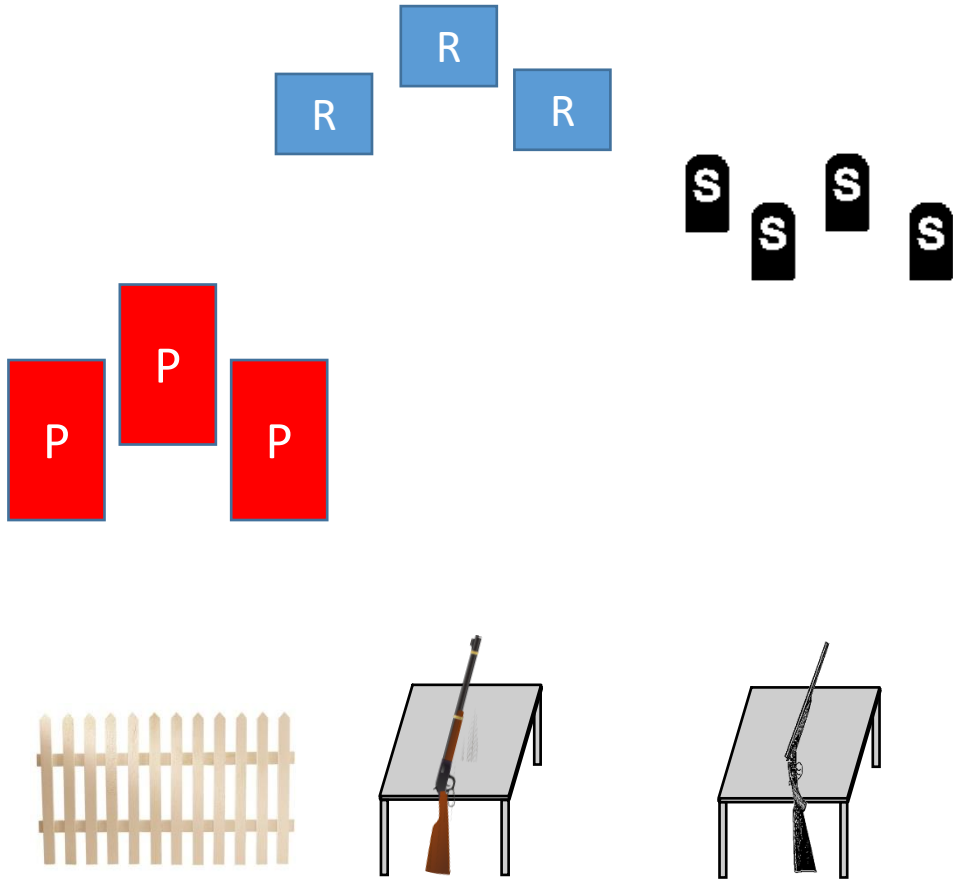
Rifle = 10, Pistols = 10, Shotgun = 4+

Staging: Pistols holstered, rifle staged on left table, shotgun staged on right table. Start at position of choice, both hands at low surrender.

Line: You're not getting my gold!

ATB: If starting at the pistol position, with pistols, starting on any target, engage pistol targets in two 5 round Nevada sweeps. Move to left table and engage rifle targets per pistol instructions. Move to right table and with the shotgun knock down the four shotgun targets in any order.

Stage 6



Rifle = 10, Pistols = 10, Shotgun = 4+

Staging: Pistols holstered, rifle staged on left table, shotgun staged on right table. Start at rifle position holding shot glass in front of face.

Line: This an't Whiskey!

ATB: With rifle, engage rifle targets by first placing 1 round on the center target, then double tap each end targets, repeat instructions with second five rounds. Move to position of choice. With pistols engage the pistol targets per the rifle instructions. With shotgun knock down the four shotgun targets in any order.