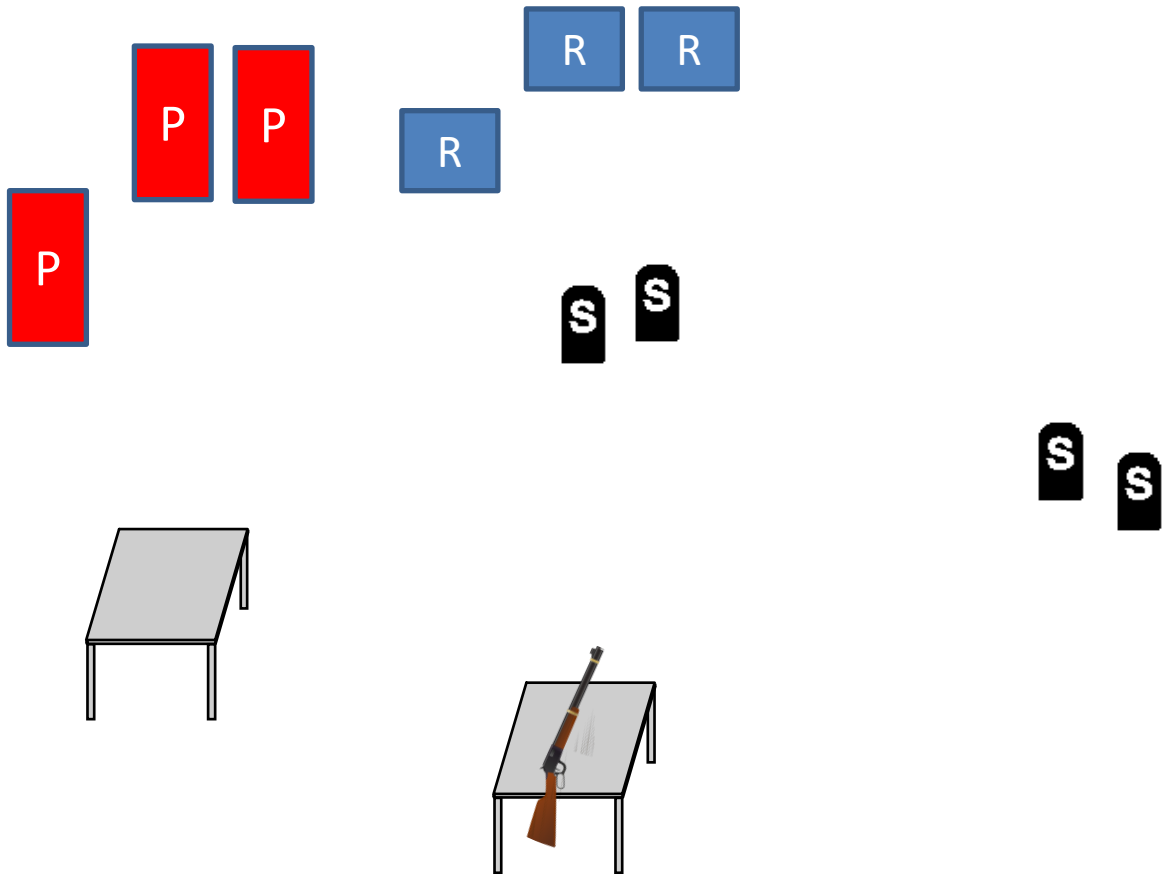


Stage 1



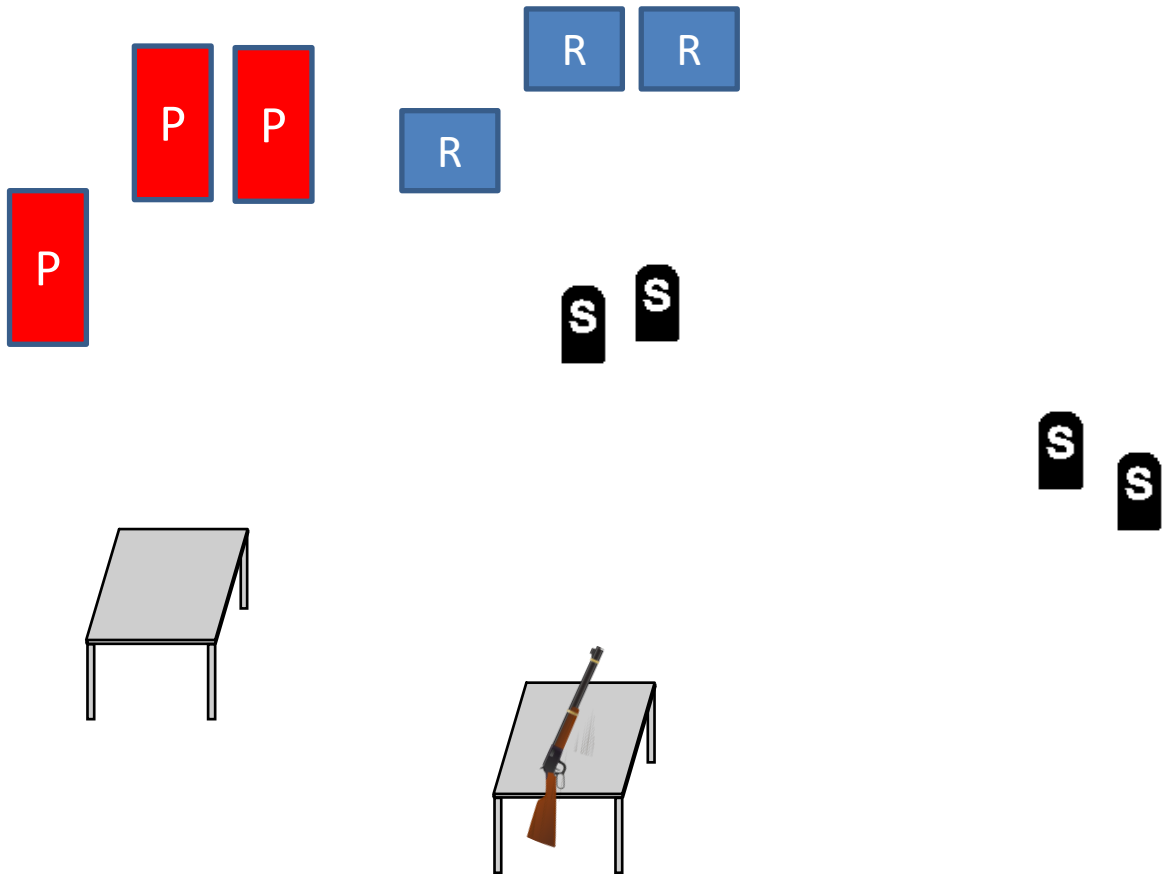
Round Count: Rifle: 10, Pistols: 10, Shotgun: 4+

Staging: Pistols are holstered, the rifle is staged on right table. Start with shotgun in hands, one foot on the start plate.

Line: Give "Thanks" for this!

ATB: Knock down the two shotgun targets in front of you and move to right table and knock down the two shotgun targets there. With the rifle place 5 rounds on one rifle target and alternate between the other two targets. Move to the left table and with pistols, engage the pistol targets per the rifle instructions.

Stage 2





Round Count: Rifle: 10, Pistols: 10, Shotgun: 4+

Staging: Pistols holstered and rifle staged on right table. Start with one foot touching the start plate, shotgun in hands.

Line: I'll show you some fire!

ATB: With shotgun knock the two shotgun targets in front of you and move to the right table. You may engage the two remaining shotgun targets anywhere between or at the two positions. With the rifle, starting on either end, engage the rifle targets in a 3-3-3 sweep, placing the last round on the opposite end target. Move to left table and with the pistols engage the pistol targets per the rifle instructions.

Stage 3



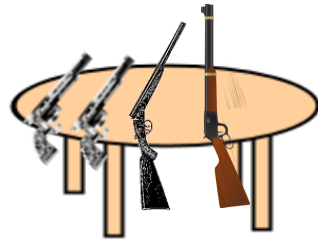
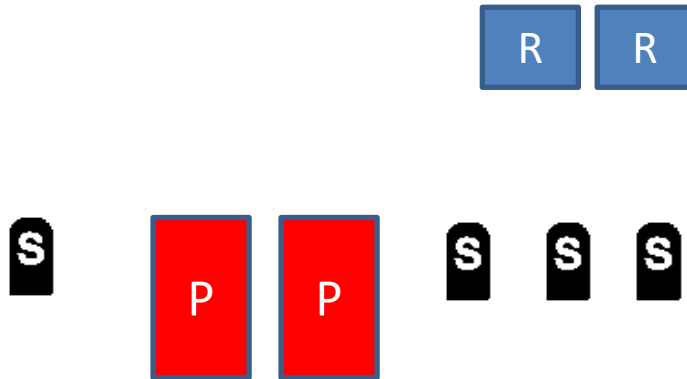
Round Count: Rifle: 10, Pistols: 10, Shotgun: 4+

Staging: Pistols holstered, rifle and shotgun staged on table. Start standing behind table, one hand holding the knife, the other pointing down range.

Line: You fool; you brought a knife to a gun fight!

ATB: Put the knife on the table. Shooter's choice of gun order, but rifle cannot be shot last. With first pistol engage pistol targets with 4 rounds on one of the pistol targets, and place 1 round on the far left rifle/pistol target for a 5 second bonus (a miss will not count). With second pistol place 5 rounds on the other pistol target. With rifle place 4 rounds on each of the two rifle targets and two rounds on the rifle/pistol target. No bonus. With the shotgun knock down the shotgun targets in any order.

Stage 4



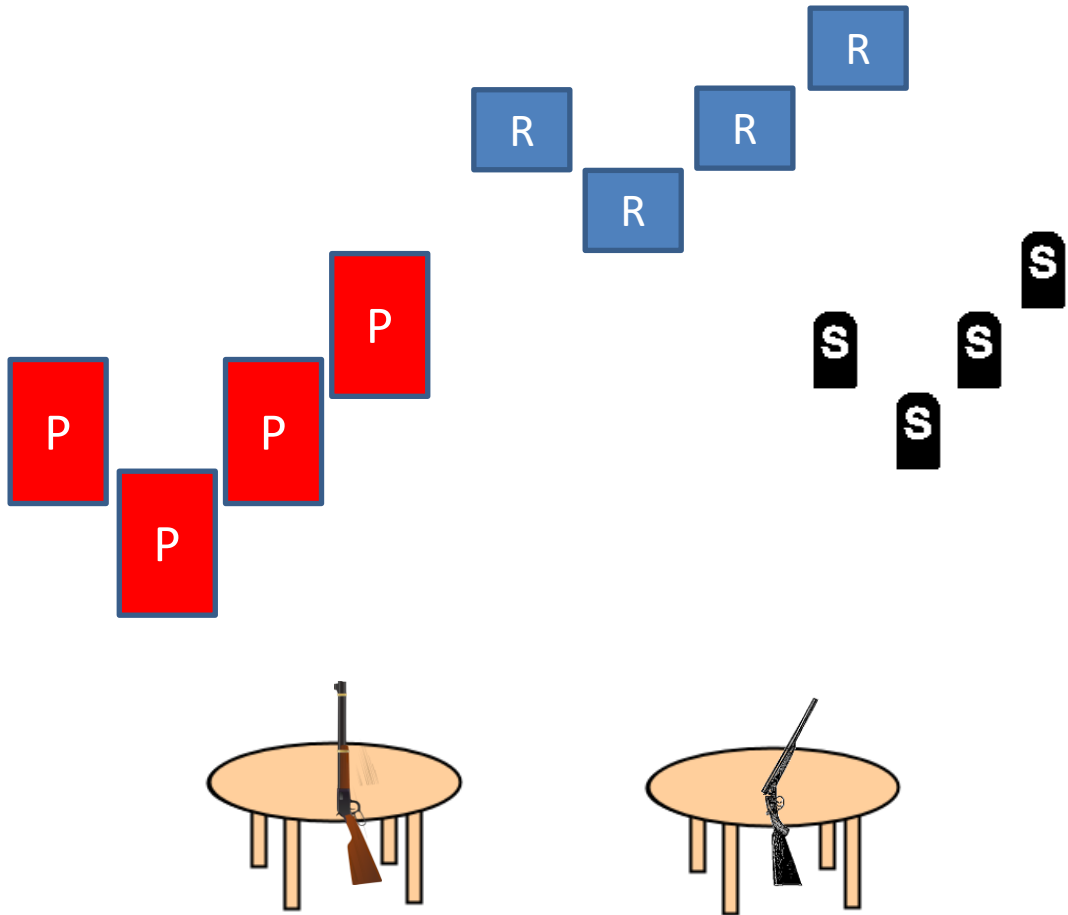
Round Count: Rifle: 10, Pistols: 10, Shotgun: 4+

Staging: All guns staged on table. Start standing behind table, hands on table, not touching a gun..

Line: Look, a turkey leg!

ATB: Shooter's choice of gun order, but rifle cannot be shot last. With pistols engage the two pistol targets in an alternating Lawrence Welk sweep; 1 rd, 2 rd, 3 rd, 4 rd. With rifle engage rifle targets per the pistol instructions. With the shotgun knock down the four shotgun targets in any order.

Stage 5



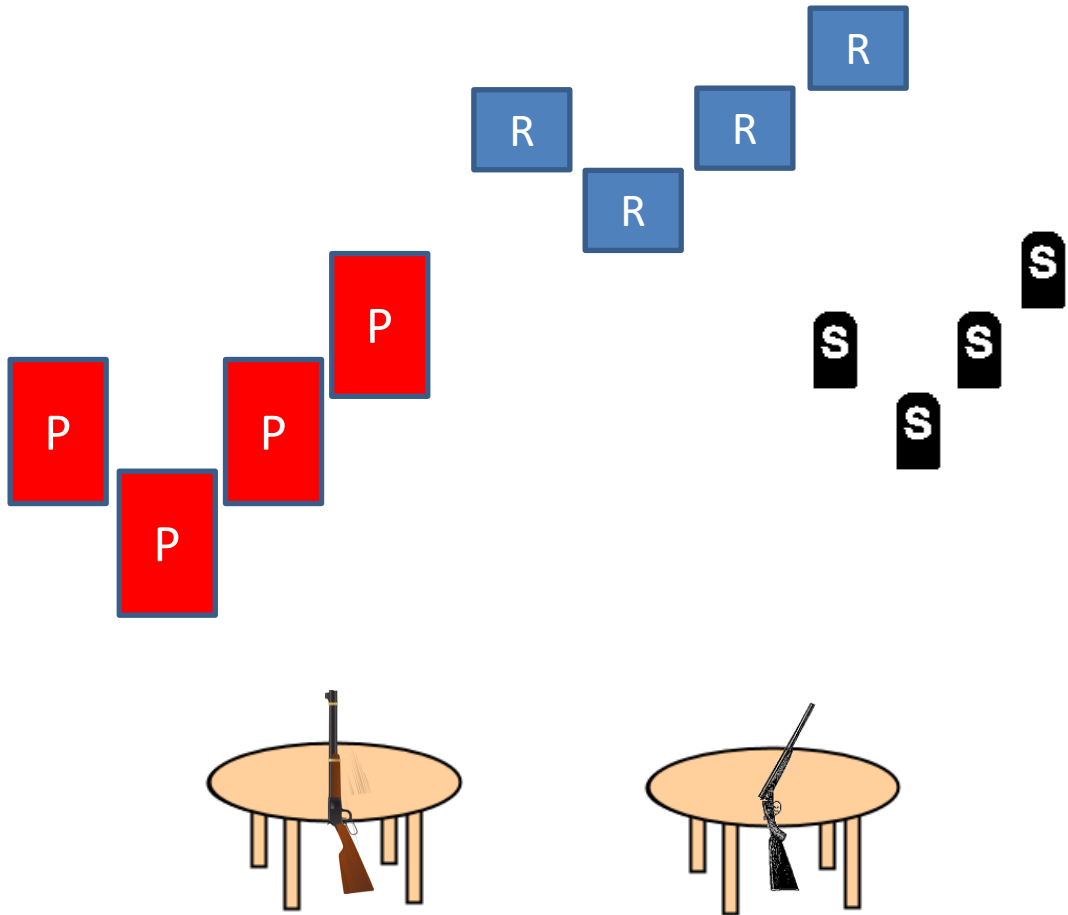
Round Count: Rifle: 10, Pistols: 10, Shotgun: 4+

Staging: Pistols holstered, rifle staged on left table and shotgun staged on right table. Start standing behind either left or right table, hands on hat.

Line: Roast turkey anyone!

ATB: Guns may be shot in any order as long as rifle isn't shot last. If starting at left table, with pistols engage the pistol targets triple tapping the foremost pistol target, double tapping the two middle pistol targets and triple tapping the farthest pistol target. With rifle engage rifle targets per pistols instructions. From right table with shotgun knock down the shotgun targets in any order.

Stage 6



Round Count: Rifle: 10, Pistols: 10, Shotgun: 4+

Staging: Pistols holstered, rifle staged on left table and shotgun staged on right table. Start standing at SASS default behind either left or right table.

Line: Lets go turkey hunting!

ATB: Guns may be shot in any order as long as rifle isn't shot last. If starting at left table, with pistols, starting at either end, engage the pistol targets in a 1, 2, 2, 3, 3, 2, 2, 3, 3, 4 sweep. With rifle engage rifle targets per pistols instructions. From right table with shotgun knock down the shotgun targets in any order.