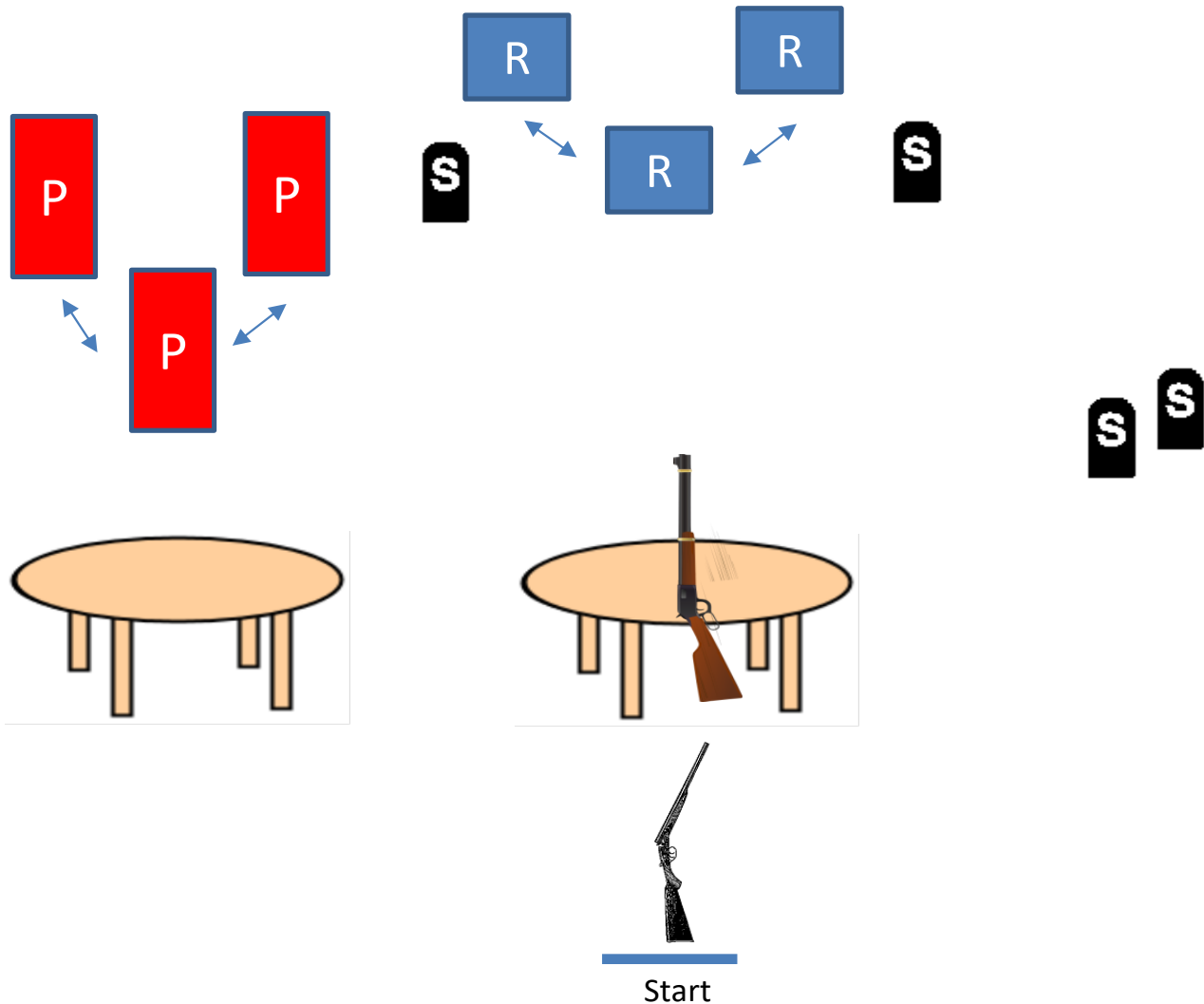


Stage 1



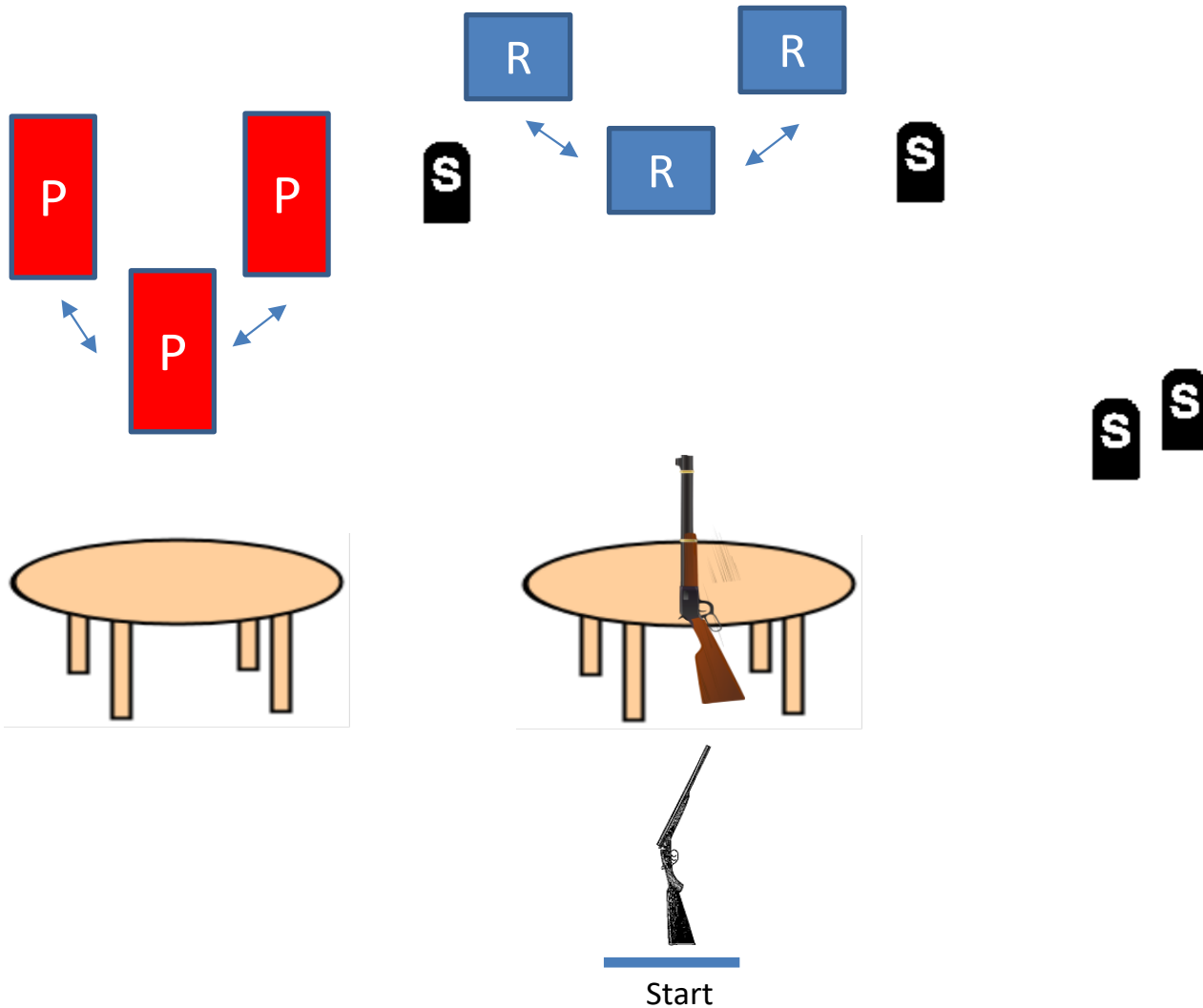
Round Count: Rifle: 10, Pistols: 10, Shotgun: 4+

Staging: Rifle staged on right table; pistols are holstered. Start standing with shotgun in hands, one foot touching the start plate. Gun order: shotgun, rifle, pistols.

Line: **How about a load of buckshot!**

ATB: Knock down the two shotgun targets to the right. Move to the right table and knock down the two shotgun targets at that position. With the rifle, starting on either end, engage the rifle targets with five rounds as follows: 1-2-3-1-2, then repeat instructions with the second five rounds. Move to left table and with the pistols repeat the rifle instructions.

Stage 2



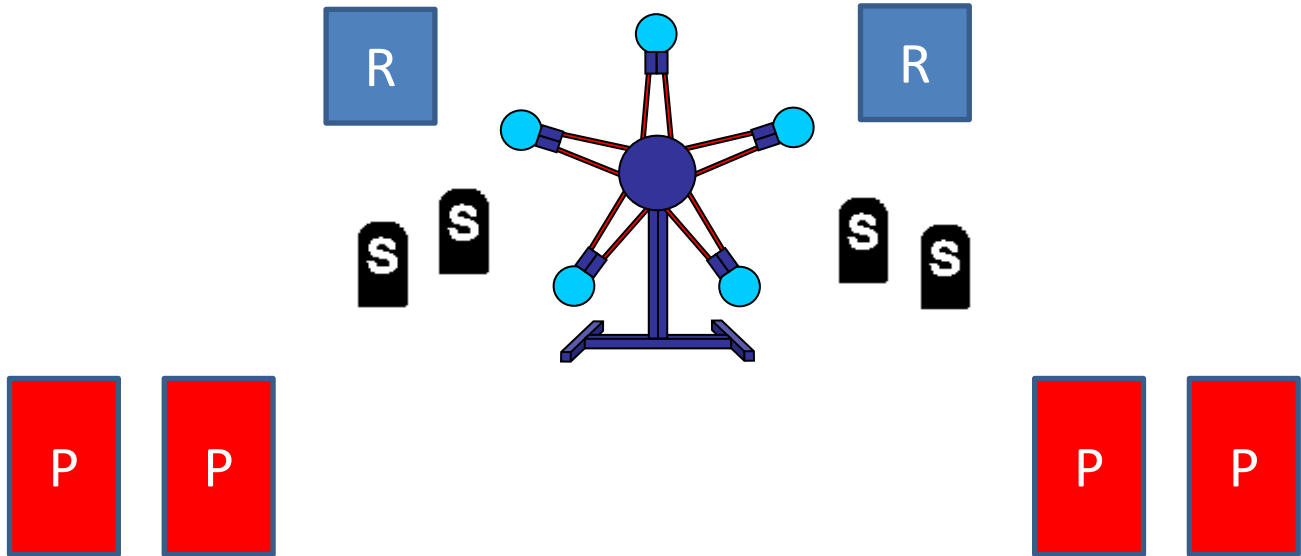
Round Count: Rifle: 10, Pistols: 10, Shotgun: 4+

Staging: Rifle staged on right table; pistols are holstered. Start standing with shotgun in hands, one foot touching the start plate. Gun order: shotgun, rifle, pistols.

Line: **It's Time to Shoot!**

ATB: Knock down the two shotgun targets to the right. Move to the right table and knock down the two shotgun targets at that position. With the rifle, engage the rifle targets by triple tapping middle target, then place one round on the other two targets, repeat instructions for the second five rounds. Move to left table and with the pistols repeat the rifle instructions.

Stage 3




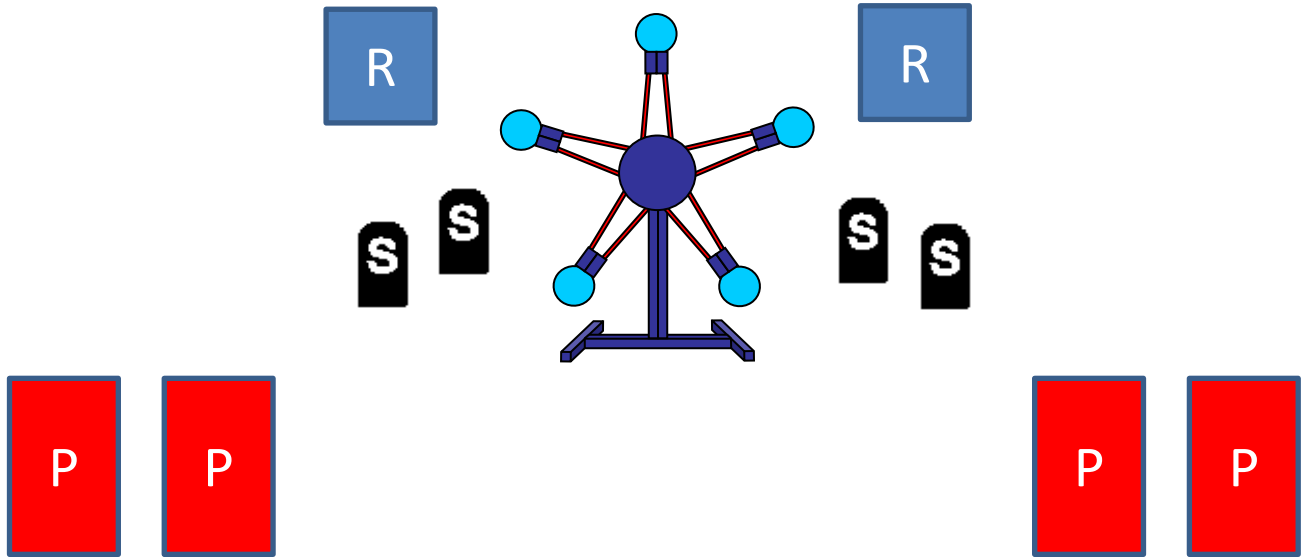
Round Count: Rifle: 10, Pistols: 10, shotgun 4+.

Staging: Rifle and shotgun staged on the table; pistols are holstered. Start standing behind the table. Gun order rifle not last.

Line: Let's shoot for the stars!

ATB: With the rifle knock down the five star plates and place any remaining rounds on either of the static rifle targets. Only knock down targets left standing or misses on the static target will count as misses. With the first pistol alternate for five rounds between one pair of pistol targets, repeat instructions with the second pistol on the opposite pair. With the shotgun knock down the four shotgun targets and any remaining star plates.

Stage 4



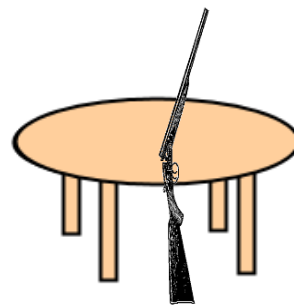
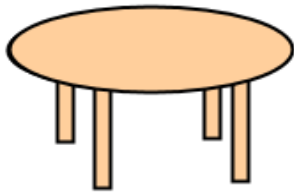


Round Count: Rifle: 10, Pistols: 10, shotgun 5+

Staging: All guns staged on the table. Start standing behind the table.

Line: **Head'em out!**

ATB: With the rifle triple tap the two static targets and knock down the four shotgun targets, this is a round count. Shotgun targets left standing are a miss, unless made up by the shotgun. Next with the first pistol engage one pair to targets in a 3-2 sweep, repeat instructions on other pair with the second pistol. With the shotgun clean the plate and knock down any shotgun targets left standing.

Stage 5



Start

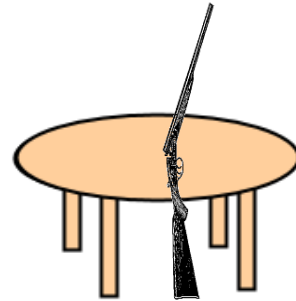

Round Count: Rifle: 10, Pistols: 10, Shotgun: 4+

Staging: Pistols are holstered, shotgun staged on right table. Start with rifle in hands, one foot touching the start plate.

Line: **What is a Doc Sweep?**

ATB: Engage rifle/pistol targets in a Doc Kemm sweep, i.e. (T1-T3-T3-T2-T2-T2-T4-T4-T4-T4). Move to left table and make rifle safe. With pistols engage the rifle/pistol targets per the rifle instruction. Move to right table and with shotgun knock down the four shotgun targets in any order.

Stage 6



Round Count: Rifle: 10, Pistols: 10, Shotgun: 4+

Staging: Rifle staged on left table, pistols holstered, shotgun staged on right table. Start behind left table with both hands touching hat.

Line: **Well; I believe I shall shoot you!**

ATB: With the rifle and pistols, starting on either end, engage the four targets in an 1-8-7-4 sweep. Move to right table and with the shotgun knock down the four shotgun targets in any order.